

CHICONE CUSTOM MILLWORK

Architectural and Commercial Molding

PROFILE CATALOG





Commercial and Residential Molding Available:

Molding Specifications

At Chicone Cabinetmakers we are dedicated to maintaining an American tradition in fine woodworking. Moldings can add a splash of charm to a room, transform an existing façade, restore original beauty, or fulfill unrealized potential. A small improvement can go a long way in adding character to your home. We can work within a full genre of architectural styles, recreating original moldings or updating a staid interior with a unique contemporary design. Our work down to the smallest detail, reflects our respect for the living and natural beauty of wood. Our moldings combine precision and quality together with the natural warmth of the finest hardwoods, to give you a product that will meet your needs and exceed your expectations.

We at Chicone Cabinetmakers are committed to maintaining the highest level of quality in all our products. Natural hardwoods are a living medium and certain inconsistencies and variations are inherent in the wood itself. We believe that these natural variations contribute to the character and beauty of natural hardwood moldings. These may include, but are not limited to, color variations from sapwood and heartwoods, knots, and worm holes. Cosmetic variations, however, will not affect the structural integrity of the moldings.

Our machining process may reveal additional characteristics of the wood such as minor bows, twists, and crooks. These natural variations will not affect product quality or workability. Molding will exhibit some machining marks but we strive to eliminate all chatter marks. When the moldings are 3-1/2" or wider, there may be at least one glue joint running the length of the piece.

We offer our moldings by the lineal foot and will mill according to your length specifications as availability of material allows. Contact us today and let us help you with your next molding project.

Astrigal



AST 1 - .5 x 3.625



AST 2 - .625 x 2.5



AST 3 - .625 x 2.25



AST 4 - .625 x 3.625



AST 5 - .5 x 1.75



AST 6 - .5 x 2.75




AST 7 - .438 x 1.75




AST 8 - .625 x 1.375


Astrigal




AST 9 - .625 x 1.75




AST 10 - .375 x 1.75



AST 11 - .375 x 2.5



AST 12 - 1.625 x 2.5



AST 13 - 1.375 x 2.625


Astrigal



AST 14 - .75 x 1.75



AST 15 - .75 x 1.625



AST 16 - .75 x 1.375



AST 17 - .438 x .875



AST 18 - .438 x .75



AST 19 - .375 x .625




AST 20 - .375 x .625


Astrigal



AST 21 - 1.625 x 2.75




AST 22 - 1.375 x 2.5




AST 23 - 1.625 x 3




Astrigal



AST 24 - 1.75 x 2.5




AST 25 - 1.375 x 2.313




AST 26 - 1.438 x 2.125




Astrigal



AST 27 - 1.625 x 2.375



AST 28 - 1.625 x 2.375



AST 29 - 1.75 x 2.625



Astrigal



AST 30 - .625 x 2.625



AST 31 A - .75 x 2.375




AST 31 B - .75 x 2.375



AST 32 A - .75 x 2.375



AST 32 B - .75 x 2.375



AST 33 - 1.875 x 2.375




Astrigal




AST 34 - 1.75 x 2.375




AST 35 - 2 x 4




C 4092 - .75 x 3



Astrigal



AST 36 - 1.5 x 3.375



AST 37 - 1.5 x 3.375



AST 38 - .438 x .75




AST 39 - .313 x .625

Astrigal

AST 40 - .625 x .938




AST 41 - .75 x 1.5




AST 42 - .813 x 1.5




AST 43 - .875 x 2.5



AST 44 - 1.25 x 3




AST 45 - 1.25 x 3



AST 46 - .578 x 1.25



Back Band



BB 1 - .688 x 1.125


BB 2 - .75 x 1.125

BB 3 - 1.125 x 1.125

BB 4 - .688 x 1.625

BB 5 - .75 x 1.5


Back Band




BB 6 - 1.125 x 1.125



BB 7 - .75 x 1.125



BB 8 - 1.125 x 1.125



BB 9 - 1.125 x 1.313




BB 10 - .75 x 1.125



Back Band




BB 12 - .75 x 1.375



BB 13 - 1.125 x 1.313




BB 14 - 1.875 x 2.25



BB 15 - 2.5 x 2.25




Back Band




BB 16 - 1.313 x 1.5



BB 103 - 2.25 x 2
Chambers




BB 104 - 1.625 x 2
Kerman




BB 105 - 1.375 x 1.313


Back Band




BB 106 - 1.375 x 2




BB 107 - 1.5 x 1.625
Tolone



BB 108 - 2.25 x 2.5
Hogan



BB 109 - 1.125 x 1.25
Hogan




Chicone


Back Band




BB 110 - 1.375 x 1.625
Hogan




BB 111 - 1.5 x 2.188




BB 112 - 1.75 x 1.375




BB 113 - 1.188 x 1.437




Back Band




BB 114 - 1.5 x 2.375



BB 115 - 2.25 x 1.625




BB 116 - 1.938 x 1.688




BB 117 - 2.5 x 2.125


Back Band



BB 118 - 1.5 x 1.875




BB 119 - .938 x 1.625




BB 120 - 2.5 x 2.25


Back Band




BB 121 - 1.5 x 2.313



BB 122 - 2 x 2.438




BB 123 - 1.688 x 2.125




Chicone


Back Band




BB 124 - 1 x 1.375




BB 125 - 1.125 x 1.063



BB 126 - 1.375 x 1.625




BB 127 - 1.813 x 1.5



Chicone

Back Band




BB 128 - 2.125 x 3.25




BB 129 - 1.625 x 2.25

Back Band




BB 130 - 3.063 x 3.25




BB 131 - 1.688 x 1.625


Back Band




BB 132 - 2.938 x 2.438



BB 133 - 1.875 x 1.313



BB 134 - 1.563 x 1.75



Back Band



BB 135 - 3.75 x 2.75



BB 136 - 2.25 x 1.625




BB 137 - 2.688 x 1.5



Chicone


Back Band



BB 138 - 2 x 1.5



BB 139 - 2.938 x 1.875
14 degree slant



BB 140 - 1.688 x 2.5


Back Band




BB 141 - 1.125 x 1.125




BB 142 - 1.75 x 1.25



BB 143 - 1 x 1.75



BB 144 - 1.625 x 2



Chicone


Back Band




BB 145 - 2.938 x 1.563



BB 146 - 1.688 x 1.125



BB 147 - 1.25 x 1.5




BB 148 - 1.25 x 1.25



Back Band



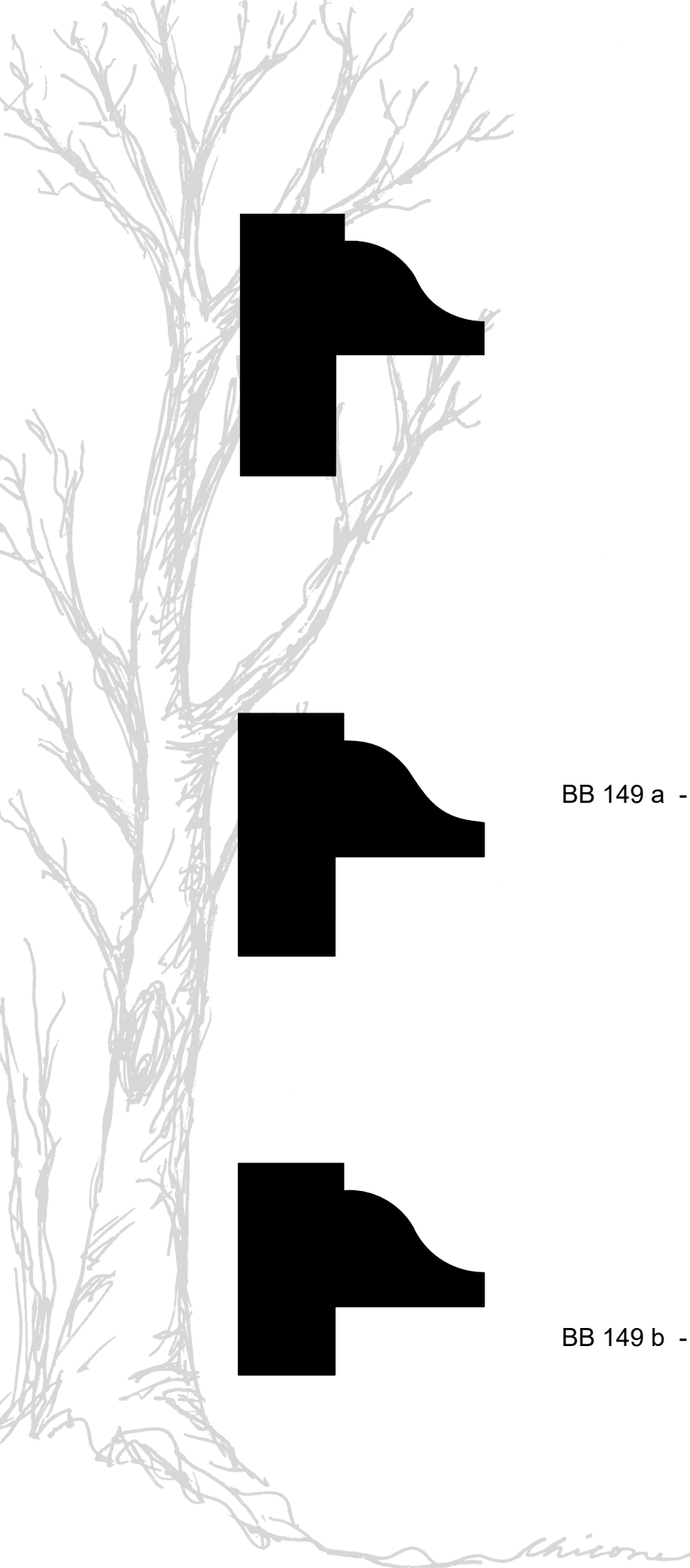
BB 149 - 1.813 x 1.813



BB 149 a - 1.688 x 1.813




BB 149 b - 1.438 x 1.813




Back Band



BB 150 - 1 x 2.375




BB 151 - .75 x 1.438



BB 152 - 2.375 x 2.25




Back Band




BB 153 - 1.938 x 1.813



BB 154 - 1.5 *** x 1.625



BB 155 - 2 *** x 1.938




Chicone


Back Band



BB 156 - 1.625 *** x 2



BB 157 - 1.75 *** x 3




BB 158 - 1.063 x 1.125

Bar Rail



BR 1 - 1.688 x 4



BR 2 - 1.625 x 4.125



BR 3 - 1.75 x 5.875

Bar Rail



BR 4 - 1.625 x 2.313




BR 5 - 2 x 3.875




BR 6 - 1.5 x 4.813

Bar Rail



BR 7 - 1.5 x 6



BR 8 - 1.75 x 4.375

Base Cap




BC 73 - .875 x 2.5




BC 74 - .700 x 2.188



BC 75 - .797 x 2.313



BC 76 - .875 x 1.875



Chicone

Base Cap

BC 77 - .875 x .625
80666-2



BC 78 - .75 x 1.625
101663-1




BC 79 - .75 x 1.936



BC 80 - .75 x 1.75



BC 81 - .75 x 1.125



BC 82 - .75 x 1.75



BC 83 - .75 x 1.375



Base Cap



BC 84 - .75 x 1.375



BC 85 - .75 x 1.75




BC 86 - .75 x 1.75



BC 87 - .75 x 1.25



BC 88 - .75 x 1.5



BC 89 - .75 x 1.75



BC 90 - .688 x 1.75



Base Cap



BC 91 - .688 x 1.75



BC 92 - .688 x 2.25




BC 93 - .688 x 1.75



BC 94 - .688 x 1.375




BC 95 - .688 x 1.75




BC 96 - .688 x 1.375




BC 97 - .688 x 2.25




Base Cap




BC 98 - .688 x 1.375




BC 99 - .688 x 1.75




BC 100 - .75 x 2.5



BC 101 - .75 x 2.25



BC 102 - .563 x 2



BC 103 - .75 x 2.75

Base Cap



BC 104 - .75 x 1.75



BC 105 - .75 x 2.75



BC 106 - .75 x 2.75




BC 107 - .813 x 2.25




BC 108 - .75 x 1.75



BC 109 - .75 x 1.75



BC 110 - .75 x 1.625



Base Cap



BC 111 - .75 x 2.125




BC 112 - .688 x 1.375



BC 113 - .75 x 2.625



BC 114 - .75 x 1.625




BC 115 - .75 x 2



BC 116 - .75 x 2



BC 117 - .75 x 1.625



Base Cap



BC 118 - .75 x 2.625



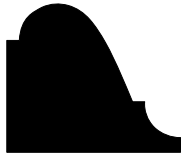
BC 119 - .75 x 1.75



BC 120 - .688 x 1.125



BC 121 - .75 x .875



BC 122 .75x .875



BC 125 - .75 x 1.25




BC 126 - .75 x 2




Base Cap



BC 127 - .875 x 2.75



BC 128 - .75 x 2.813




BC 129 - .75 x 2.625




BC 130 - .688 x 1.938



BC 131 - .75 x 1.625




BC 132 - .75 x 1.625



Base Cap



BC 132a - .75 x 1.625




BC 133 - .75 x 1.625



BC 133a - .75 x 1.625



BC 134 - .75 x 1.75



BC 135 - .75 x 1.75



BC 136 - .75 x 1.313



BC 137 - .625 x 1.875




Base Cap




BC 138 - .75 x 2.75



BC 139 - .563 x 3



BC 140 - .75 x 2.375




BC 141 - .75 x 3.063



BC 142 - .75 x 2.25



BC 144 - .75 x 1.25



BC 145 - 1 x 1.5



BC 146 - .563 x 1.375

Base Cap



BC 147 - .75 x 1.75




BC 148 - .625 x .75



BC 149 - .688 x 1.125




BC 150 - .688 x 1.688



BC 151 - .75 x 2
Berl



BC 152 - .656 x 1.5



BC 153 - .75 x 1.563



BC160 - .438 x .875



BC161 - .75 x 1.406



Base Cap



BC 162 - .656 x 1.625



BC163 - .688 x 1.375



BC164 - .813 x 1.375



BC165 - .75 x .813



BC166 - .375 x .813



BC 169 - .75 x 1.5



BC 170 - .75 x .969




BC 171 - .75 x 1.375



Base Cap



BC 172 - .688 x 1.625



BC 173 - .875 x 2.25




BC 174 - .688 x 1.406




BC 175 - .75 x 1.75



BC 176 - .75 x 1.75



BC 179 - .75 x 2.125



BC 180 - 1.313 x 1.563



Base Cap




BC 185 - 1.531 x 1.719




BC 187 - .75 x 1.688




BC 188 - .5 x .875



BC 189 - 1.688 x 2.438



BC 190 - 1.25 x 1.625



BC 191 - 1.125 x 1.625



Base Cap




BC 192 - 1.25 x 2.125




BC 193 - 1.5 x 2.563




BC 194 - 1 x 2



BC 195 - 1.25 x 2.813



BC 196 - 1.063 x 2



BC 197 - .813 x 2



Base Cap




BC 198 - .875 x 1.875




BC 199 - 1 x 1.75



BC 200 - .813 x 1.25



BC 201 - 2 x 4.5



BC 202 - 1 x 1.875



BC 203 - .75 x 1.875

Base Cap



BC 204 - .75 x 2




BC 205 - 1.25 x 2.563



BC 206 - 1.5 x 3.437




BC 207 - 1.875 x 3.313



BC 208 - 1 x 1.625

Base Cap




BC 209 - 1.5 x 3.25




BC 210 - 1.25 x 2



BC 211 - 1 x 2.75



BC 212 - .75 x .875



BC 213 - 1.25 x 2.813



BC 214 - 1.25 x 3

Base Cap




BC 215 - 1.063 x 2.25




BC 216 - 1 x 2



BC 217 - 1 x 2.25



BC 218 - 1.75 x 4.625




BC 218 - 2.438 x 5.5

Base Cap



BC 219 - .75 x 1.5




BC 220 - 1.125 x 1.688




BC 221 - 1.313 x 3



BC 222 - .5 x .688



BC 223 - 1.5 x 3.125



BC 224 - .813 x 1.813




BC 225 - .563 x .75


Base Cap




BC 226 - 1.25 x 1.938



BC 227 - 1.438 x 1.75




BC 228 - .938 x 1.625



BC 229 - 1.188 x 2.375



BC 230 - .75 x 1.438



BC 231 - 1.5 x 2.5

Base Cap




BC 232 - .75 x .688




BC 233 - .75 x 1.625



BC 234 - .688 x 1.25




BC 235 - 1 x 2.25



BC 236 - 1.813 x 4.5



BC 237 - .75 x 1.25




BC 238 - .875 x 1.25

Base Cap




BC 239 - .813 x 3.5




BC 240 - .75 x 1




BC 241 - .625 x 1




BC 242 - 1 x 1



BC 243 - 1 x 1.688




BC 244 - 1.25 x 4.75



BC 245 - 1 x 1.75

Base Cap




BC 246 - .875 x 1.25




BC 247 - 1 x 2.375



BC 248 - .5 x 1.313



BC 249 - 1.813 x 4.625



BC 250 - 1.75 x 2.375

Base Cap



BC 251 - 1.625 x 3



BC 252 - 1 x 3.75



BC 253 - .75 x 3.813



BC 254 - .688 x 1.188




BC 255 - 1 x 2.125




BC 256 - 1.5 x 3.25


Base Cap




BC 257 - 1.5 x 3



BC 258 - 2.188 x 3.813



BC 259 - 1.125 x 1.5



BC 260 - .75 x 2.313



BC 261 - 1 x 1.25


Base Cap



BC 261 - 1.063 x 2.125



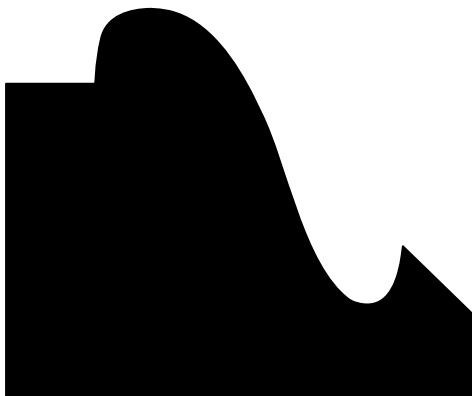
BC 262 - .875 x 2.438



BC 263 - 1.313 x .938




BC 264 - 1.125 x 1.5



BC 265 - 2 x 2.375


Base Cap




BC 375 - 1.688 x 2.375



BC 500 - 1.25 x 2.375
83799-1



BC 501 - 1.438 x 2.625
83799-2



BC 600 - 1.125 x 1.594



BC 601 - .75 x .938



Chicone

Base Cap



BC 608 - .813 x 1.75



BC 609 - .625 x 1




BC 610 - .75 x 1.5



Base



B 2 - .563 x 5.25



B 3 - .75 x 4.5



B 6 - .438 x 3



B 7 - .438 x 3.5 **



B 8 - .438 x 3.5 **



B 12 - .688 x 4.5



B 14 - .688 x 4.5 **




B 15 - .688 x 4.5 **




B 18 - .688 x 4.5


Base



B 19 - .75 x 5




B 20 - .75 x 7 ***
Vince




B 21 - .688 x 6 **




B 22 - .688 x 2.625 **



B 23 - .688 x 5.5 **



B 24 - .688 x 5.25 **



B 25 - .688 x 6 **


Base



B 26 - 1 x 6 **



B 27 - .75 x 5



B 36 - .75 x 5



B 40 - .688 x 5.5 **



B 41 - .75 x 4



B 42 - .438 x 3



B 45 - .688 x 5.5 **

Base



B 46 - .75 x 5.375 **




B 47 - .75 x 5.75 **



B 48 - .688 x 5 **



B 49 - .688 x 5.5 **



B 50 - .75 x 7 **
Berl



B 53 - .75 x 7 **




B 55 - .75 x 7 **


Base




B 85 - .813 x 5




B 86 - .75 x 5




B 87 - 1.125 x 4.5
Furniture Base



B 87 - 1.032 x 3.625
Furniture Base



B 89 - .75 x 4.5 **



B 100 - .75 x 5.5 **

Base



B 101 - .75 x 7.25 **



B 102 - .75 x 7.25 **




B 103 - .75 x 7.25 **



B 104 - .75 x 7.25 **



B 105 - .75 x 7.625 **




B 106 - .75 x 7.625 **

Base


B 107 - .75 x 5.625 **



B 108 - .75 x 7.25 **




B 109 - .75 x 5.25 **



B 110 - .75 x 7.25 **



B 111 - .75 x 5.5 **



B 112 - .688 x 3.25



B 113 - .688 x 3.25



Base



B 114 - .688 x 3.25



B 115 - .688 x 3.25



B 116 - .688 x 3.25




B 117 - .688 x 3.25



B 118 - .75 x 5.25 **



B 119 - .75 x 5.25 **



B 120 - .75 x 5.25 **


Base



B 121 - .75 x 5.25 **



B 122 - .75 x 5.25 **



B 123 - .75 x 5.25 **



B 124 - .75 x 6.75 **




B 125 - .75 x 6.75 **



B 126 - .75 x 6.75 **

Base



B 127 - .75 x 6.75 **



B 128 - .75 x 7
Berl




B 129 - .75 x 6.75 **



B 130 - .75 x 5 **



B 131 - .75 x 5 **



B 132 - .75 x 5 **



B 133 - .75 x 5 **

Base



B 134 - .75 x 5 **



B 135 - .75 x 5 **



B 136 - .75 x 3.5



B 137 - .75 x 3.5



B 138 - .75 x 3.5



B 139 - .75 x 4.25



B 140 - .75 x 3.5

Base



B 141 - .75 x 4.5




B 142 - .75 x 5 **



B 143 - .75 x 5 **



B 144 - .75 x 5 **



B 145 - .75 x 5 **



B 146 - .75 x 5 **



B 147 - .75 x 6.75 **

Base



B 148 - .75 x 6.75 **




B 149 - .75 x 6.75 **




B 150 - .75 x 6.75 **



B 151 - .75 x 6.75 **



B 152 - 1.032 x 7.5 **



B 153 - .75 x 8

78363-1

Pellicano

Base



B 154 - 1 x 5.688 **




B 155 - 1 x 4.313



B 156 - .75 x 7.875 ***



B 157 - .75 x 6.5 ***



B 158 - 1.5 x 10.75 ***
two piece over 9 inches


Base




B 159 a upper - 1.25 x 6
B 159 b lower - .813 x 3.813
1.25 x 9.5 ***



B 160 a upper - 1.5 x 5.938
B 160 b lower - 1.5 x 7.5
1.5 x 13.688 ***
two pieces



Base




B 161 - 1.25 x 7.25 ***




B 162 - 1 x 8 ***



B 325 - .813 x 3



B 355 - 1.063 x 3.531



B 369 - 1.063 x 3.875

Base




B 400 - .844 x 4




B 425 - 1.203 x 4.5



B 438 - .813 x 4.375



B 479 - 1.063 x 3.813



B 480 - .75 x 4.25 ***



B 481 - .75 x 2.5 ***

Base




B 500 - .938 x 5 **



B 501 - .813 x 4 **
Big Springs



B 502 - .625 x 5.25 **
Heitzman



B 503 - .688 x 7.25 **
Lurding



B 504 - .813 x 5.625 **
Hockensmith




B 505 - .813 x 4.813 **
Big Springs




B 506 - .75 x 4


Base




B 507 - .75 x 5.5 **




B 508 - .75 x 7.125 **
Nunley




B 509- .688 x 7.25 **
Duffy



B 510- .563 x 8 **



B 511- .625 x 7.25 **
Asbury




B 512 - .625 x 5.25 **
Asbury



B 513 - .563 x 4.25

Base




B 514 - .75 x 8 **
Rovic




B 515 - .75 x 5.75 **
Rovic



B 516 - .75 x 5.25 **
Shperia



B 517 a - 1.25 x 5
Kerman



B 517 b - 1.25 x 6 **
Kerman



B 518 - .563 x 5.25 **

Base




B 519 a - 1.25 x 4.25



B 519 b - 1.25 x 7 **



B 520 - .563 x 3.5 **
Faske



B 521 - 1 x 5 **



B 522 - .75 x 5.25



B 523 - .75 x 4

Base



B 525 - .75 x 7.5 ***



B 526 - .563 x 5.5 ***



B 527 - .75 x 7.25 ***
Crowely



B 528 - .75 x 6.25 ***



B 529 - .75 x 7.5 ***




B 530 - .75 x 4.75 ***



B 531 - .75 x 5 ***

Base



B 532 - .875 x 7.25 ***



B 533 - .813 x 7.25 ***



B 534 - .563 x 5.25 ***



B 535 - .875 x 7.75 ***



B 536 - .75 x 6.125 ***



B 537 - .813 x 4 ***

Base



B 538 - .75 x 6 ***




B 539 - .75 x 5.25 ***



B 540 - .75 x 8.5 ***



B 541 - .75 x 3.438 ***



B 542 - .813 x 5.5 ***



B 543 - .75 x 5.5 ***



B 544 - .625 x 6.5 ***

Base




B 545 - .75 x 6.625 ***



B 546 - .625 x 5.25 ***



B 547 - .625 x 7.25 ***



B 548 - 1.125 x 6 ***



B 549 - .75 x 4.375 ***



B 550 - .688 x 3.5 ***



B 551 - .75 x 7.25 ***

Base



B 552 - .688 x 6 ***



B 553 - .625 x 5 ***




B 554 - .688 x 4.913 ***



B 555 - .813 x 7.625 ***



B 556 - .813 x 7.688 ***



B 557 - .875 x 5.125 ***



B 558 - .875 x 3.375 ***

Base



B 559 - .875 x 6.625 ***



B 560 - .75 x 4.75 ***



B 561 - 1.625 x 7.438 ***



B 562 - .75 x 6 ***



B 563 - .875 x 9 ***



B 564 - .688 x 7.25 ***

Base



B 565 - .5 x 3.625 ***



B 566 - .813 x 7.5 ***



B 567 - .75 x 5.75 ***



B 568 - .75 x 6 ***



B 569 - .913 x 5.563 ***



B 570 - .625 x 5.25 ***



B 571 - .75 x 5.25 ***


Base




B 572 - .75 x 7.25 ***




B 573 - .75 x 4.875 ***




B 574 - .813 x 5.375 ***



B 575 - .688 x 5.25 ***



B 576 - .688 x 7.25 ***



B 577 - .75 x 5.438 ***



B 578 - .5 x 4.625 ***

Base



B 580 - .75 x 7 ***




B 579 - .688 x 7 ***



B 581 - .75 x 7.25 ***



B 582 - .625 x 5.25 ***



B 583 - .813 x 9 ***



B 584 - .75 x 7.375 ***



B 585 - .688 x 6 ***

Base




B 586 - .75 x 6 ***



B 587 - .688 x 2 ***



B 588 - 1.188 x 7.5 ***



B 589 - .913 x 6 ***



B 590 - .75 x 5.188 ***



B 591 - .75 x 5.625 ***

Base




B 592 - .75 x 7 ***




B 593 - .75 x 7.25 ***




B 594 - .75 x 7 ***



B 595 - .875 x 4.5 ***



B 596 - 1 x 5 ***



B 597 - .875 x 7.25 ***

Base



B 598 - 1 x 7.25 ***



B 599 - .75 x 9 ***



B 600 - .813 x 6.375 ***



B 601 - .75 x 7.25 ***



B 602 - .813 x 7 ***



B 603 - .913 x 9 ***

Base




B 604 - .913 x 7.25 ***



B 605 - .875 x 4.875 ***



B 606 - .813 x 5.5 ***



B 607 - 1.5 x 8.5



B 608 - 1.25 x 6 ***



B 609 - .75 x 5.375 ***

Base



B 610 - .813 x 7.75 ***




B 611 - .75 x 5.25 ***



B 612 - .813 x 5.438 ***



B 613 - .913 x 6.25 ***



B 614 - .875 x 6.125 ***



B 615 - .75 x 2.875 ***

Base



B 616 - .75 x 5.75 ***




B 617 - .75 x 7.25 ***



B 618 - .688 x 5.188 ***




B 619 - .75 x 7.375 ***



B 620 - .75 x 5.25 ***




B 621 - .688 x 4 ***



B 622 - .875 x 7.75 ***

Base




B 623 - 1 x 5.625 ***



B 624 - .875 x 9



B 625 - .875 x 5.5 ***



B 626 - .625 x 4 ***



B 627 - .75 x 7.563 ***



B 628 - 1 x 6.25 ***

Base



B 629 - .813 x 5.5 ***




B 630 - .875 x 8.625 ***




B 631 - .75 x 8.5 ***



B 632 - .75 x 7.25 ***



B 633 - .75 x 5.75 ***



B 634 - .75 x 7.25 ***


Base




B 635 - .875 x 7.75 ***




B 636 - 1 x 7.5 ***



B 637 - .1.313 x 9
Used as Plinth



B 638 - 1.063 x 7 ***



B 639 - 1 x 7 ***



B 640 - .688 x 5.25 ***


Base



B 641 - .75 x 7.25 ***




B 642 - 1.5 x 8.375 ***



B 643 - 1.375 x 9 ***



B 644 - .813 x 7.032 ***



B 645 - .75 x 7.25 ***



B 646 - .625 x 5.25 ***

Base



B 647 - .688 x 4.438 ***



B 648 - .813 x 8 ***



B 649 - .75 x 7.275 ***
Angle 22.5



B 650 - .813 x 9 ***



B 651 - .75 x 7.25 ***



B 652 - .625 x 5.25 ***




B 653 - .813 x 6.875 ***

Base



B 654 - .5 x 4.063 ***



B 655 - 1.75 x 5.5 ***



B 656 - .75 x 7.625 ***



B 657 - .75 x 9 ***



B 658 - .875 x 2.375 ***



B 658 - .875 x 1.25 ***




B 659 - .5 x 4 ***


Base




B 660 - 1 x 4.25 ***




B 661 - 1.313 x 9 ***



B 662 - 1 x 6.5 ***



B 663 - 1 x 6.563 ***



B 664 - .938 x 7.625 ***

Base



B 665 - .906 x 5.75 ***




B 667 - .813 x 7 ***



B 668 - .75 x 7 **



B 669 - .906 x 7 **



B 670 - .75 x 3.5 **



B 671 - .75 x 3.25 **


Base



B 672 - .75 x 4.75
Fontainebleau



B 673 - .75 x 6



B 674 - .75 x 7 ***
Ovalo



B 675 - .75 x 6 ***



B 676 - .75 x 6 ***



B 677 - .75 x 5.5

Base



B 678 - .875 x 6 ***



B 679 - .75 x 6 ***




B 680 - .688 x 8 ***




B 681 - .75 x 7.25 ***

Brick Molding




BM 1 - 1.625 x 2




BM 2 - 1.625 x 2




BM 3 - 1.063 x 2



BM 4 - 1.063 x 1.75



BM 5 - 1.063 x 2



Brick Molding




BM 6 - 1.063 x 1.625




BM 7 - 1.063 x 2



BM 8 - 1.063 x 4.5




BM 9 - 1.063 x 1.75



BM 10 - .75 x 1.625


Brick Molding




BM 11 - 1.063 x 1.25



BM 12 - 1.313 x 1.625



BM 13 - 1.75 x 1.75



BM 14 - 1.75 x 2




Brick Molding



BM 15 - 1.063 x 1.75




BM 16 - 1.063 x 1.625



BM 17 - .75 x 1.125




BM 18 - .75 x 1.25



BM 19 - .75 x 1.375



Brick Molding



BM 20 - 1.125 x 1.375



BM 21 - .625 x 1.375



BM 22 - .75 x .875



BM 23 - .625 x .75



BM 24 - .625 x 2.125



Chicone

Brick Molding




BM 25 - 1.75 x 3




BM 26 - 1.25 x 2



BM 27 - 1.25 x 3



BM 28 - 1.375 x 2.25



BM 29 - .875 x 1.75
101633-2



Brick Molding



BM 30 - 1 x 2




BM 31 - 1.125 x 2.75



BM 32 - 1.75 x 2.375



BM 33 - 1.188 x 3.5



BM 34 - 1.125 x 2.25

Brick Molding




BM 35 - .875 x 2.25



BM 36 - 1.75 x 2.813



BM 37 - 2.5 x 3.875



BM 38 - 1.25 x 2.125



Brick Molding



BM 39 - 1.75 x 2.813



BM 40 - 2.25 x 2.75




BM 41 - 1.625 x 2.25



Chicone

Brick Molding

BM 42 - 2 x 6



Chicone

Bullnose




BN 4 - .75 x 1.5




BN 5 - 1 x 2




BN 10 - .625 x 1.5




BN 34 - .875 x 1.75



BN 35 - .75 x 1.625



BN 36 - .75 x 1.5




BN 37 - .688 x 1.375



Chicone

Bullnose



BN 38 - .6258 x 1.25



BN 39 - .563 x 1.125



BN 40 - .5 x 1



BN 41 - .438 x .875



BN 42 - .375 x .688



BN 43 - .313 x .625



BN 44 - .25 x .5



BN 45 - .188 x .375




BN 46 - .25 x .438

Bullnose




BN 47 - .75 x 1.375




BN 48 - 1.063 x 1.375



BN 49 - 1.063 x 2.5




BN 50 - .75 x 2.25




BN 51 - 1.75 x 3.5


Bullnose



BN 51a- 3 x 2.938




BN 52 - .75 x 1.563




BN 53 - 1.75 x 3.5


Bullnose




BN 54 - 3.875 x 3.375



BN 55 - .75 x 2



BN 56 - 1.188 x 1.375



BN 87 - .75 x .875


Bullnose




BN 750 - .375 x .75




BN 1250 - .625 x 1.25




BN 1500 - .75 x 1.5



BN 1625 - .813 x 1.625




BN 2000 - 1 x 2




BN 2187 - 1.094 x 2.188




Bullnose



BN 2250 - 1.125 x 2.25



BN 2813 - 1.410 x 2.813



BN 3000 - 1.5 x 3



Chicone

Casing




C 01 - .75 x 4.25




C 02 - .75 x 3.5




C 03 - .75 x 4.5



C 04 - 1.313 x 6.25



C 05 - 1 x 4.25



C 06 - 1 x 4.25


Casing




C 07 - .688 x 3.5



C 08 - .75 x 2.5



C 09 - 1.125 x 6.5



C 10 - .813 x 4.5



C 11 - .813 x 4.25



C 12 - 1 x 4.25

Casing



C 13 - .813 x 4.375



C 14 - .875 x 4.5



C 15 - .75 x 3.5



C 16 - .813 x 4.438



C 17 - .75 x 3.5




C 18 - .813 x 3.5



C 19 - .75 x 3.5

Casing



C 20 - 1 x 4.25



C 21 - .75 x 2.25




C 22 - 1.063 x 4.25



C 23 - 1.5 x 5.75



C 24 - .75 x 2.75



C 25 - 1 x 4.25

Casing



C 26 - .875 x 2.25



C 27 - .75 x 3.75



C 28 - .813 x 3.5



C 29 - .75 x 4.063



C 30 - .75 x 3.5



C 31 - .5 x 2.5



C 32 - .75 x 3.5

Casing



C 33 - .75 x 4.5



C 34 - 1.25 x 4



C 35 - .688 x 2.625




C 36 .75 x 2.5



C 37 .688 x 2.5



C 38 - .813 x 4.5



C 39 - 1 x 3.5


Casing



C 40 - .688 x 3.375



C 41 - 1.75 x 7



C 42 - 1.75 x 4.125



C 43 - 1.625 x 5.625

Casing



C 44 - 1.25 x 5.5



C 45 - 1 x 3.563
Paladino



C 46 - .688 x 2.75



C 47 - 1.063 x 3.375



C 48 - 1.063 x 4.25



C 49 - .625 x 3.5

Casing



C 50 - .688 x 2.625



C 51 - 1 x 4



C 52 - .813 x 4.25



C 53 - .625 x 3
Berl



C 53a - .813 x 4
Berl



C 54 - 1.25 x 3.75

Casing



C 55 - 1.875 x 2.5



C 56 - 1.875 x 7.5



C 57 - .688 x 3.5



C 58 - .75 x 3.5




C 59 - .875 x 3.813

Casing



C 60 - .75 x 3.5



C 61 - 1 x 5.25



C 62 - 1 x 3.5



C 63 - .813 x 4.25



C 64 - 1.625 x 5.5



C 65 - .75 x 3.5

Casing



C 66 - .75 x 3.25



C 67 - .75 x 2.25



C 68 - .75 x 3.5




C 69 - .5 x 2.25



C 70 - 1.313 x 4



C 71 - 1 x 4.25



C 72 - 1 x 4.25

Casing

C 73 - .688 x 4.125



C 74 - .688 x 2.25



C 75 - .75 x 3.5



C 76 - .75 x 4



C 77 - 1 x 3.5



C 78 - .625 x 3.25



C 79 - 1.25 x 5.25



Casing




C 80 - 1.25 x 4.75



C 81 1.063 x 2.25



C 82 .688 x 2.5
Berl



C 83 .75 x 2.625



C 84 .75 x 2.625



C 85 .688 x 2.5

Casing



C 86 - 1.25 x 5.75



C 87 - 1.063 x 4



C 88 - 1 x 4



C 89 - .813 x 4.063




C 90 - .75 x 2.25



C 91 - .813 x 2

Casing




C 92 - 1 x 4.25




C 93 - 1 x 4.25



C 94 - 1 x 5.25



C 95 - 1.25 x 5.938



C 96 - .813 x 2.5



C 97 - 1.063 x 3.5

Casing



C 98 .75 x 3.5



C 99 .75 x 2.5



C 100 .75 x 4.25



C 101 .563 x 2.25



C 102 .688 x 2.25



C 103 .563 x 2.75



C 104 .688 x 2.25


Casing



C 105 .75 x 2.5




C 106 .75 x 2.5




C 107 .688 x 2.25



C 108 .688 x 2.25



C 109 - 1.063 x 3
102611



C 110 .75 x 2.5



C 111 - .75 x 3.5



Casing



C 112 - .813 x 3.5



C 113 - .813 x 3.5




C 114 - .75 x 4.75




C 115 - .75 x 3.5



C 116 - .75 x 2.75



C 117 - .688 x 3.25



C 118 - .75 x 3.5


Casing



C 119 - 1.219 x 3.5



C120 - 1 x 3.75



C 121 - .75 x 3.5
Berl



C 122 - .625 x 2.5



C 123 - .75 x 2.25



C 124 - .75 x 2.25

Casing



C 125 - .75 x 2.5



C 126 - .688 x 2.5




C 127 - .75 x 2.75



C 128 - .688 x 2.25



C 129 - .625 x 2.25



C 130 - .75 x 2.25



C 131 - .688 x 2.25



Casing



C 132 - .75 x 2.25




C 133 - .688 x 2.25



C 134 - .75 x 2.5



C 135 - .688 x 2.5



C 136 - .75 x 3



C 137 - .75 x 4



C 138 - .75 x 2.5



Chicone

Casing




C 139 - .688 x 2.5



C 140 - .75 x 2.25




C 141 - .688 x 2.25



C 142 - .75 x 2.25



C 143 - .688 x 2.25



C 144 - .75 x 2.25



C 145 - .688 x 2.25



Casing



C 146 - 1.063 x 4.375



C 147 - .688 x 2.5



C 148 - .75 x 2.5



C 149 - .688 x 2.5



C 150 - .625 x 2.5



C 151 - .75 x 2.5



C 152 - .625 x 2.5

Casing



C 153 - .938 x 4.25



C 154 - .688 x 2.25



C 155 - .75 x 2.25



C 156 - .688 x 2.25



C 157 - .625 x 2.25



C 158 - .688 x 3.5



C 159 - .625 x 3.25

Casing




C 160 - .75 x 4.125




C 161 - 1.125 x 5.375




C 162 - .688 x 2.438



C 163 - 1.188 x 2.563



C 164 - 1.125 x 3



C 165 - .875 x 4.938

Casing




C 166 - .75 x 4.438




C 167 - .75 x 2.375



C 168 - .625 x 3.438



C 169 - 1.5 x 2.125



C 170 - 1 x 4



C 171 - .75 x 1.688


Casing



C 172 - .813 x 3.5




C 173 - 1.063 x 5.375



C 174 - .75 x 4.25



C 175 - .75 x 2.5



C 176 - .75 x 3.5



C 177 - .75 x 3.5

Casing




C 178 - 1.813 x 5.813




C 179 - 1.063 x 4.25



C 180 - 1.063 x 3.5



C 181 - 1 x 4.25



C 182 - .75 x 3.5

Casing



C 183 - 1.063 x 2.25



C 184 - .938 x 2




C 185 - .75 x 3.438



C 186 - 1.125 x 4.438



C 187 - 1.125 x 3.875



C 188 - 1.188 x 5.5

Casing

C 189 - .75 x 5.375



C 190 - .75 x 3.313




C 191 - .75 x 3.563




C 192 - .688 x 3.875



C 193 .75 x 4.125



C 194 - .75 x 3.25



C 195 - .75 x 4.625



Casing



C 196 - .813 x 4.188




C 197 - 1.063 x 5.063




C 198 - .75 x 3.438



C 199 - .563 x 2.25



C 200 - .75 x 2.5



C 201 - .75 x 2.5



C 202 - .75 x 2.5

Casing




C 203 - .625 x 2.5




C 204 - .688 x 2.5



C 205 - .75 x 3




C 206 - .75 x 3.5



C 207 - .75 x 3



C 208 - .688 x 3



C 209 - 1.063 x 3.5
Paladino

Casing



C 210 - .75 x 2.688




C 211 - 1.25 x 4.25



C 212 - .813 x 3.5



C 213 - .75 x 4.25



C 214 - 1.25 x 5



C 215 - .875 x 4.375

Casing



C 216 - .875 x 3.5




C 217 - .875 x 4.813




C 218 - .813 x 4.313



C 219 - .75 x 4.188



C 220 - .688 x 2.25



C 221 - .75 x 2.625



C 222 - .75 x 2.5

Casing



C 223 - 1 x 2.25




C 224 - .75 x 3.375




C 225 - .813 x 3.75



C 226 - 1.063 x 4.5



C 227 - 1.25 x 4.625



C 228 - .875 x 2.75

Casing



C 229 - .875 x 2.875




C 230 - .75 x 5




C 231 - .75 x 5




C 232 - .75 x 5



C 233 - .75 x 5



C 234 - .75 x 5



C 235 - .813 x 4.688

Casing



C 235_6 - .813 x 8.75



C 235_7 - 1 x 10.25




C 236 - .75 x 4.688



C 236a - 1.063 x 6.75



C 237 - .75 x 5



C 238 - .75 x 5



C 239 - .75 x 5


Casing




C 240 - .75 x 3.625



C 241 - .75 x 3.625




C 242 - .75 x 3.625




C 243 - .75 x 3.563



C 244 - .75 x 4.813




C 244a - .75 x 5.5



C 245 - .813 x 2.75

Casing



C 246 - .75 x 2.563



C 247 - .688 x 2.5




C 248 - .75 x 3.438



C 250 - .75 x 3
Berl



C 251 - .5 x 2



C 252 - .625 x 3.5



C 252 a - .813 x 3.5

Casing



C 253 - .75 x 5




C 254 - .875 x 4



C 255 - .563 x 2.25



C 256 - .563 x 3.25



C 257 - .75 x 4.063



C 258 - .875 x 4.625



C 259 - .75 x 3.5

Casing



C 260 - .75 x 4.25



C 261 - .688 x 3.438



C 262 - .688 x 2.625



C 263 - .875 x 4.438



C 264 - 1.125 x 4.258



C 265 - .875 x 4.5




C 266 - .75 x 4.375

Casing




C 267 - .875 x 4.813



C 268 - .875 x 3.688



C 269 - .688 x 3.626



C 270 - .75 x 4
Berl




C 271 - .75 x 4.25



C 272 - 1.375 x 6.25


Casing



C 273 - 1.75 x 6.75




C 274 - 1 x 4.25



C 275 - 1.125 x 5



C 276 - .75 x 3.5



C 277 - 1.188 x 3.5


Casing



C 278 - .75 x 3.5



C 279 - .813 x 4.938




C 280 - .75 x 2.5



C 281 - .75 x 3.188



C 282 - .75 x 4.875



C 283 - .875 x 3.25

Casing



C 284 - 1.375 x 4.5



C 285 - 1 x 4.5



C 286 - .75 x 3.563



C 287 - 1.75 x 7



C 287 a - 1.313 x 5.25

Casing




C 288 - .75 x 3.5



C 289 - .75 x 3.438



C 290 - 1 x 3.25




C 291 - .75 x 3.563



C 292 - .75 x 2.563



C 293 - .75 x 4.25



C 294 - .75 x 4.188

Casing




C 295 - 1.063 x 5



C 296 - 1 x 6



C 297 - .875 x 2.25



C 298 - 1.625 x 4



C 299 - 1.125 x 3.5

Casing



C 300 - .77 x 4.53
107383
Berl




C 301 - .75 x 4.25




C 302 - .875 x 2.938



C 303 - 1.25 x 3.75



C 304 - 1 x 3.5



C 305 - 1 x 5.25

Casing



C 306 - 1 x 3.688



C 307 - 1.25 x 4.813



C 308 - .75 x 3.5



C 309 - 1 x 4.25



C 310 - .688 x 3.5



C 311 - .813 x 4.5

Casing




C 312 - .688 x 2.5




C 313 - 1.625 x 5.25



C 314 - .75 x 2.5



C 315 - 1.375 x 2.938



C 316 - .75 x 6



C 317 - .75 x 3.438

Casing



C 318 - .563 x 3.25



C 319 - 1 x 4.75



C 320 - 1.25 x 6.25



C 321 - .5 x 1.938



C 322 - .938 x 4.938



C 323 - .813 x 4

Casing



C 324 - 1.75 x 2.5



C 325 - .75 x 3.25



C 326 - .75 x 2.5



C 327 - .75 x 4.875



C 327 a - .75 x 5.063



C 328 - .875 x 5

Casing




C 329 - 1.5 x 3.5




C 330 - .875 x 4.188



C 331 - 1 x 4.313




C 332 - 1.5 x 3.5



C 333 - 1.063 x 5.75

Casing




C 334 - .75 x 5.25




C 335 - 1 x 8.25




C 336 - .75 x 3.5



C 337 - 1.25 x 7.25



C 338 - .75 x 3.25




C 339 - 1.125 x 5

Casing




C 340 - .688 x 3.25



C 341 - 1.125 x 6.5



C 342 - .75 x 5.25




C 343 - 1.5 x 5.5



C 344 - 1.5 x 8.5

Casing

C 345 - 1.75 x 7



C 346 - 1.75 x 5




C 347 - 1.313 x 8.938



C 348 - 1.125 x 4.188



C 349 - 1.188 x 4.375




Casing




C 350 - .688 x 3.5




C 351 - .813 x 4.375




C 352 - 1 x 5.438



C 353 - .813 x 4



C 354 - 1.125 x 5.438



C 355 - 1.563 x 5.938

Casing



C 356 - 1 x 5.25




C 357 - 1.125 x 4.875



C 358 - 1 x 5.25



C 359 - .75 x 2




C 360 - .75 x 5.938




C 361 - .688 x 2.5


Casing




C 362 - .625 x 1.5




C 363 - .813 x 2.125




C 364 - 1.125 x 2.25




C 365 - .563 x 1.5



C 366 - 1.125 x 3.5



C 367 - .75 x 3



C 368 - .75 x 3

Casing



C 369 - .75 x 3



C 370 - .75 x 3




C 371 - .75 x 3



C 372 - 1.063 x 3.75



C 373 - 1.188 x 2.688




C 374 - .688 x 3

Casing




C 375 - .75 x 2




C 376 - 1.375 *** x 2.25



C 377 - 1.125 x 3.25



C 378 - 1.063 x 3.125




C 379 - .875 x 1.938




C 380 - .5 x 3.375


Casing



C 381 - 1.125 x 3.875



C 382 - 1 x 3.25



C 383 - 1.25 x 4.5



C 384 - .75 x 3.375



C 385 - .75 x 2.875



C 386 - 1 x 2

Casing



C 387 - 1.688 x 3.5



C 388 - .375 x 3.5




C 389 - .75 x 2.688



C 390 - .5 x 2




C 391 - .813 x 4.125



C 392 - 1.063 x 2.25

Casing



C 393 - 1.125 x 3



C 394 - .563 x 4.25




C 394 b - .5 x 3.25



C 395 - 1.906 x 7.5



C 396 - .75 x 7.25



C 397 - 1.125 x 5.125

Casing



C 398 - 1.25 x 4.875



C 399 - .75 x 5.5




C 400 .75 x 4



C 401 - .75 x 4



C 402 - .75 x 3.125



C 403 - 1.125 x 3.125


Casing



C 428 .75 x 3



C 429 .75 x 4



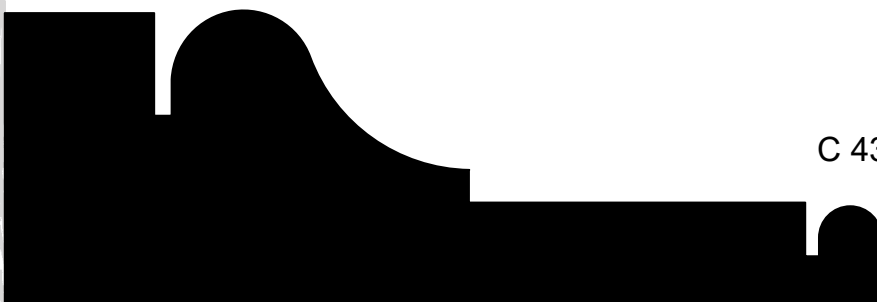
C 430 .75 x 3.25



C 431 .75 x 3.438



C 432 - .875 x 4.938



C 433 - 1.5 x 4.563

Casing



C 434 - .75 x 4.125




C 435 - .75 x 3.5




C 436 - .75 x 4.125



C 437 - 1 x 2.5



C 438 - .781 x 3.438



C 439 - .75 x 3.75

Casing



C 450 - .75 x 4.5




C 501 - .813 x 4
Berl



C 690 - .75 x 3.313



C 694 - .75 x 4



C 695 - .75 x 4



C 696 - .75 x 3.625



C 697 - .75 x 3.813

Casing




C 670 - .75 x 3
Faulk
99652



C 671 - 1 x 3.5



C 672 - .75 x 3.5



C 673 - 1 x 3



C 674 - .625 x 4.25



C 675 - .75 x 5

Casing



C 1001 - .5 x 5.5



C 1002 - .5 x 5.5



C 1003 - .5 x 5.5



C 1004 - .75 x 5.5




C 1005 - .5 x 2.25



C 1006 - .375 x 2.25



C 1007 - .625 x 2.5



C 1008 - .75 x 3


Casing



C 1109 - .875 x 3.5
105003-1




C 1110 - .938 x 3.962
105003-2



C 1111 - 1 x 5.25
107143 rosette



C 1420 - .688 x 3.5



C 2064 - 1.813 x 4.375
92600
Wayson



C 2875 - .75 x 2.875

Casing



C 3125 - .813 x 3.125



C 3187 - 1.016 x 3.188




C 3298 - 1.094 x 3.281



C 3390 - .813 x 3.375



C 3488 - .625 x 3.484



C 3624 - 1 x 3.5

Casing



C 3625 - 1.125 x 3.625
Berl



C 3626 - 1.25 x 5.5
Sands



C 3687 - .75 x 3.688



C 3874 - .813 x 3.25



C 3875 - .813 x 3.875



C 4005 - 1.281 x 4

Casing




C 4025 - .813 x 3.813




C 4062 - 1.218 x 4.063



C 4070 - .75 x 3.75




C 4072 - .75 x 3.75



C 4073 - .875 x 3.375




C 4074 - .75 x 5




C 4075 - .75 x 4.75


Casing



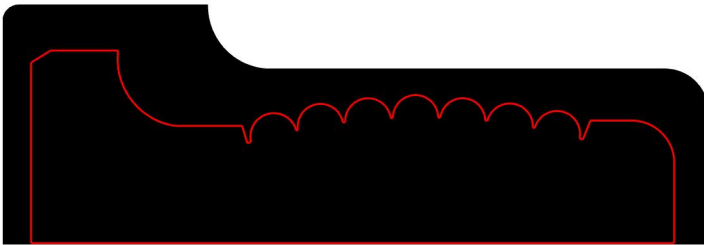
C 4090 - .813 x 4.5




C 4091 - .813 x 4.5



C 4125 - 1.109 x 3.75



C 4125 Plynth - 1.3.75 x 4.125



C 4501 - 1.5 x 4.5



C 4625 - .75 x 4.625

Casing



C 4795 - 1.094 x 4.781



C 5100 - 1.25 x 5.125



C 5100 Plynth - 1.5 x 5.25



C 5122 - .781 x 3.344



C 5123 - .5 x 4



C 5124 - .625 x 3.625




C 5125a - .625 x 3


Casing




C 5125 - 1 x 5




C 5126 - 1 x 5.75



C 5128 - .75 x 5



C 5130 - 1 x 7.25



C 5150 - 1.656 x 4.75



C 251 - .5 x 2

Casing

C 5151 - .75 x 5.5



C 5152 - 1.063 x 3.375
Eastman



C 5450 - .75 x 5



C 8288 - .75 x 3
Berl




C 8289 - .75 x 4.25




C 8290 - .75 x 4.75




C 8308 - .75 x 3.625




Casing




C 8309 - .75 x 4.25




C 8310 - .75 x 4.75




C 8311 - .75 x 5.25




C 8312 - .75 x 5.625



C 8636 - .625 x 3.5




C 8637 - .75 x 3.625



C 8341 - .75 x 4.25

Casing



C 8342 - .75 x 4.75



C 8358 - .75 x 3.625



C 8359 - .75 x 4.25



C 8384 - .75 x 4.25



C 8635 - .625 x 2.5



C 8640 - .625 x 3.625



C 8641 - .75 x 3.625

Casing



C 8642 - .75 x 3.625



C 8643 - .75 x 3
Berl



C 8705 .75 x 4.25




C 8707 - .75 x 4.75



C 8707a - 1 x 3.25
Berl



C 8711 - .75 x 3.625



C 8712 - .75 x 3.625

Casing



C 8713 - 1.063 x 3.75



C 8742 - .75 x 2.75



C 8743 - .75 x 2.625



C 8744 - .75 x 3.625



C 8745 - .75 x 4.25



C 8746 - .75 x 4.25



C 8747 - .75 x 3.625

Casing



C 8748 - 1.25 x 2.75




C 8749 - 1.25 x 3



C 8750 - .75 x 2.75



C 8751 - .75 x 2.5



C 8752 - .75 x 4.25



C 8753 - .75 x 2.5

Casing




C 8754 - .75 x 3.75
Berl




C 8754a - .75 x 3.625



C 8755 - .75 x 3.625




C 8756 - .75 x 3.5



C 8757 - 1 x 2.875

C 8757a - .25 roundover
shop notes



C 8758 - 1 x 3.125
Vince

Casing



C 8759 - 1.25 x 4.5



C 8842 - .75 x 2.625



C 8843 - .75 x 2.5



C 8844 - .75 x 4.625



C 8845 - .75 x 2.625



C 8846 - .75 x 3.625

Casing




C 8847 - .75 x 4.25




C 8848 - .813 x 4.75



C 8849 - .75 x 3.5



C 8850 - .875 x - 4.75



C 8851 - 1.225 x 6.65



C 8852 - .875 x 4.5

Casing



C 8853 - 1.75 x 4.188



C 8854 - .625 x 3.875



C 8855 - 1 x 5.375



C 8856 - 1.5 x 5.5



C 8857 - .625 x 3.063
.25 roundovers
Johnson

Chair Rail



CHR 1 - .75 x 3.5



CHR 2 - .75 x 2.75



CHR 3 - .75 x 2.75



CHR 4 - .75 x 2.375



CHR 5 - .625 x 2



CHR 6 - .75 x 3




CHR 7 - .75 x .5



CHR 8 - .625 x .875



Chair Rail



CHR 9 - .25 x .625

CHR 10 - .281 x 1.375
Berl

CHR 11 - .625 x 1.063

CHR 12 - .75 x 1.625

CHR 13 - .625 x 1.25

CHR 14 - .375 x 1

CHR 15 - .375 x 1.375

CHR 16 - .25 x 1.375

CHR 17 - .625 x 1.625

CHR 18 - .75 x 2.125

Chair Rail




CHR 19 - .625 x 2.75




CHR 20 - .625 x 3.625



CHR 21 - .75 x 2.625



CHR 22 - .75 x 3.5



CHR 23 - .75 x 3.75



CHR 24 - .625 x 2.25



CHR 25 - .75 x 2.375



CHR 26 - .75 x 2.25

Chair Rail



CHR 27 - .375 x 2.5



CHR 28 - .313 x 1.75



CHR 30 - .75 x 2.375



CHR 31 - .75 x 2.25



CHR 32 - .75 x 1.75



CHR 33 - .75 x 1.75



CHR 34 - .688 x 3



CHR 35 - .688 x 2



CHR 36 - .313 x 1.75



Chair Rail




CHR 37 - .813 x 2.8134



CHR 43 - .75 x 2.25



CHR 46 - .688 x 2.75



CHR 47 - 1.063 x 3.375



CHR 48 - .688 x 3



CHR 49 - .75 x 3.5



CHR 50 - 1.063 x 3.5

Chair Rail



CHR 51 - .625 x 2.438



CHR 52 - .625 x 3.5



CHR 53 - .563 x 2.25



CHR 54 - .563 x 2.75



CHR 55 - 1 x 3



CHR 56 - .813 x 2.875



CHR 57 - .688 x 2.625



CHR 58 - .563 x 2.5

Chair Rail



CHR 59 - .75 x 3




CHR 60 - .75 x 2.375




CHR 61 - .813 x 4.938



CHR 62 - .813 x 3.75



CHR 63 - 1.375 x 3.75



CHR 64 - 1.125 x 3.25

Chair Rail


CHR 65 - 1 x 4.125



CHR 66 - .75 x 3




CHR 67 - .75 x 3




CHR 68 - 1 x 3



CHR 69 - .75 x 3




CHR 70 - .75 x 3



CHR 71 - .75 x 3



Chair Rail



CHR 72 - .75 x 1.5
Berl

CHR 73 - .5 x 2.5
Berl

CHR 73 a - .75 x 2.5

CHR 73 b - .75 x 2.75

CHR 74 - .75 x 3.5


CHR 74 a - .75 x 3.75

CHR 75 - .375 x 3

Chair Rail



CHR 76 - 1 x 3.25




CHR 77 - .813 x 2



CHR 78 - 1 x 2.875



CHR 79 - .75 x 3.25



CHR 80 - 1.938 x 4

Chair Rail



CHR 81 - 1.75 x 4.625




CHR 82 - 1.375 x 4



CHR 83 - 1.375 x 5.875



CHR 84 - .625 x 3.25



CHR 85 - 1.125 x 3.5


Chair Rail




CHR 86 - 1.875 x 5




CHR 87 - 1.125 x 4.25



CHR 88 - 1.125 x 3



CHR 89 - 1 x 4.25



CHR 90 - 1.75 x 5

Chair Rail




CHR 91 - 1.375 x 4



CHR 92 - 1.125 x 3




CHR 93 - .875 x 2



CHR 94 - 1.063 x 3.125



CHR 95 - .75 x 3.688



CHR 96 - .75 x 3.5


Chair Rail




CHR 97 - 1 x 3



CHR 98 - 1.063 x 3.563



CHR 99 - 1 x 3.438



CHR 100 - .813 x 2



CHR 101 - .5 x 3.438



CHR 102 - 1.188 x 3.688

Chair Rail

CHR 103 - .75 x 4.875




CHR 104 - 1.125 x 3



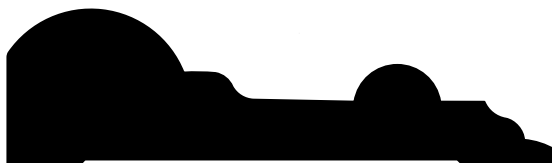
CHR 105 - .875 x 3.5



CHR 106 - .75 x 2.75




CHR 107 - .813 x 2.875



CHR 108 - .875 x 4.032



CHR 109 - 1.125 x 3.25



Chair Rail



CHR 169 - .813 x 2.25



CHR 277 - .688 x 2.5




CHR 276 - .75 x 3.5




CHR 275 - .5 x 3.5



CHR 300 - .5 x 3.5



CHR 301 - 1 x 2.5



CHR 302 - 1.062 x 3.25

Chair Rail




CHR 303 - .813 x 2.875



CHR 304 - .875 x 8.906 ***



CHR 305 - 1.25 x 5.75




CHR 306 - 1.25 x 5

Chair Rail



CHR 307 - 1.5 x 3.125



CHR 308 - .938 x 3.25




CHR 9506 - 1.75 x 4


Columns




COL 1.75 - .875 x 1.75
Berl



COL 1.75 b - .875 x 1.75
Berl



COL 2.188 - 1.125 x 2.188




COL 003 - 1.5 x 3



Chicone


Columns




COL 006 - 1.032 x 3



COL 008 - 1.375 x 4
Berl



COL 010 - 1.72 x 5




COL 012 - 1.82 x 6


Crown | Bed & Bead




CR 8 - .875 x 2.75



CR 10 - .625 x 1.75



CR 11 - .5 x 1.5




CR 28 - .75 x 3.5



Chicone

Crown | Bed & Bead




CR 29 - .75 x 3.375

CR 31 - .75 x 2.75


CR 34 - .813 x 2.375

CR 40 - 1 x 4.625


Crown | Bed & Bead




CR 42 - 1.5 x 5.375



CR 92 - 1.313 x 6.25




CR 120 - .688 x 1.625



CR 121 - .688 x 1.75

Crown | Bed & Bead




CR 122 - .75 x 2.75

CR 123 - .75 x 2.25

CR 124 - .75 x 2

CR 125 - .75 x 4.25

Crown | Bed & Bead



CR 126 - .75 x 3.625

CR 127 - .75 x 3.25

CR 128 - .75 x 1.75

CR 129 - .75 x 1.5

CR 157 - .75 x 2.375

Crown | Bed & Bead



CR 158 - .75 x 2

CR 159 - .75 x 3.25

CR 160 - .75 x 2.688

CR 162 (52/38) - .813 x 3.75


Crown | Bed & Bead




CR 162 (45/45) - .813 x 3.75



CR 170 - .75 x 3.125




CR 171 - .75 x 2.125



CR 172 - .75 x 2.625



Crown | Bed & Bead



CR 173 - .75 x 1.875

CR 175 - .75 x 1.625


CR 180 - .75 x 3.188

CR 186 - .875 x 3.875


Crown | Bed & Bead




CR 187 - .875 x 3.25



CR 188 - .75 x 2.063



CR 189 - .75 x 3



CR 192 - .75 x 3.375




Crown | Bed & Bead




CR 194 - .75 x 3.125



CR 220 - 1 x 3.125




CR 255 - .75 x 2.5



CR 259 - .875 x 3.5
Wayson



Crown | Bed & Bead




CR 349 - .75 x 3.5

CR 350 - .75 x 3.5

CR 353 - .75 x 3.5

CR 354 - .563 x 3.5

Crown | Bed & Bead



CR 1021 - .75 x 3.188

CR 1022 - 1 x 3.563

CR 1024 - .875 x 3.688

CR 1027 - .75 x 2.75

Chicone

Crown | Bed & Bead

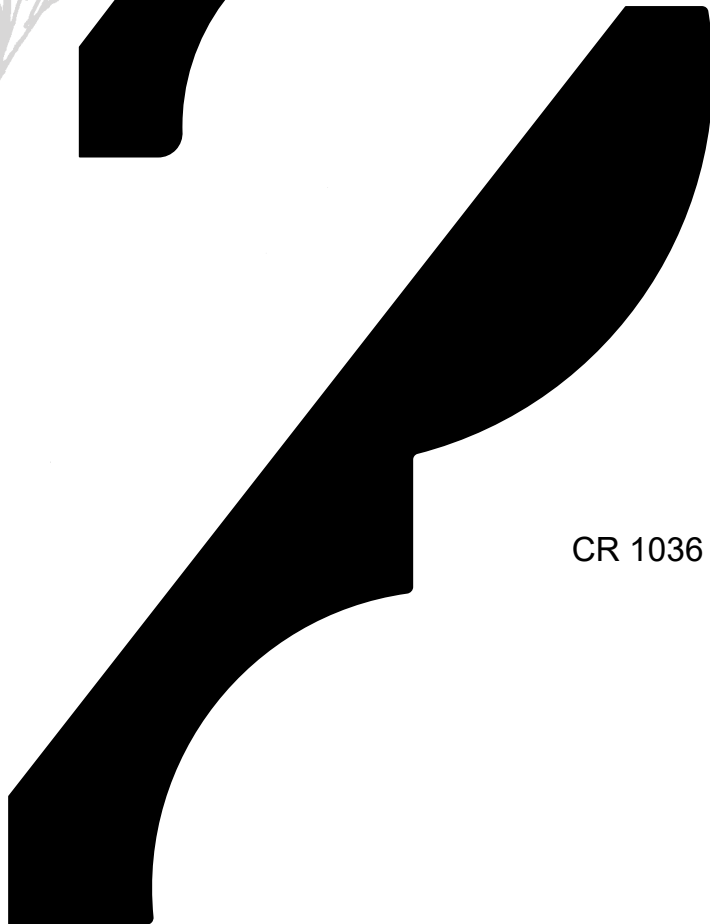
CR 1031 - .75 x 2.438



CR 1033 - .75 x 4.25




CR 1036 - 1 x 6




Chicone


Crown | Bed & Bead



CR 1038 - 1.188 x 5



CR 1041 - 1.5 x 4.438



CR 1046 - .75 x 3.25


Crown | Bed & Bead



CR 1050 - 1 x 4.438




CR 1053 - .875 x 3.813




CR 1061 - .75 x 3.25




Crown | Bed & Bead




CR 1068 - .875 x 2.5



CR 1076 - .875 x 2.813



CR 1077 - .875 x 2.813



CR 1078 - .625 x 1.75



Crown | Bed & Bead

CR 1080 - .625 x 2.313

CR 1092 - 1.188 x 3.688

CR 1101 - .875 x 3

CR 1102 - .875 x 3.313




Crown | Bed & Bead



CR 1104 - 1 x 4.25



CR 1108 - 1.188 x 5.25



CR 1111 - .75 x 2.813



Crown | Bed & Bead

CR 1116 - .938 x 2.438

CR 1120 - 1.25 x 3.313

CR 1121 - 1.25 x 4.063


CR 1123 - .875 x 2.938




Crown | Bed & Bead



CR 1126 - 1.438 x 4.813



CR 1147 - .813 x 3.25




CR 1164 - 1.375 x 4




Crown | Bed & Bead



CR 1175 - 1.063 x 4.625



CR 1181 - .813 x 3.125




CR 1182 - .813 x 2.813




Chicone


Crown | Bed & Bead




CR 1199 - .75 x 1.438




CR 1204 - 1.25 x 3.5



CR 1260 - .75 x 2.25



CR 1261 - .75 x 2.75



CR 2058 .75 x 2.625


Crown | Bed & Bead




CR 2562 - .688 x 2.563



CR 2687 - .75 x 2.75



CR 3608 - .75 x 3.625



CR 3750 - .813 x 3.75



Crown | Bed & Bead


CR 4034 - .813 x 4.75



CR 4058 - .75 x 4.625
Berl



CR 5750 - 1.063 x 5.75

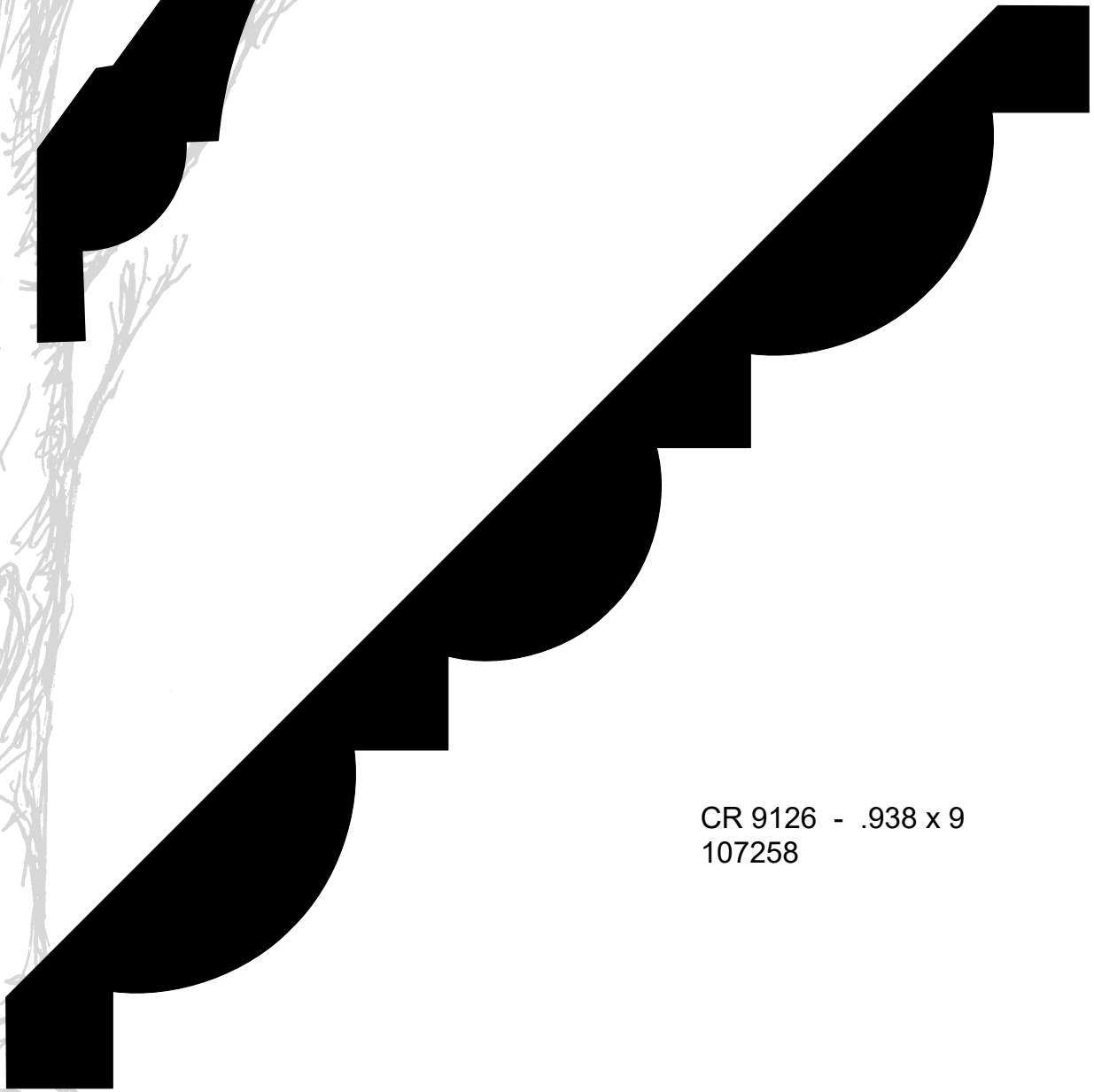


Crown | Bed & Bead

CR 5751 - .913 x 5.5




CR 9126 - .938 x 9
107258



Crown | Cove



CV 50 - .5 x .5



CV 51 - 2 x 1.25



CV 52 - 1.5 x 1.5

Crown | Cove




CV 074 - 1 x 1.5




CV 075 - .75 x .75



CV 76 - .75 x .75



CV 77 - 1 x 1



CV 78 - 1.25 x 1
Parish




Chicone


Crown | Cove



CV 79 - 1.75 x 2.625
Parish



CV 80 - .5 x 1.75



CV 81 - .75 x 3.125



CV 82 - .625 x .625




Chicone


Crown | Cove




CV 83 - 1 x .875



CV 84 - .625 x .625



CV 85 - 1.5 x 1.563



CV 100 - .75 x 2



CV 101 - .75 x 1



CV 102 - .625 x .625



Chicone


Crown | Cove




CV 103 - .75 x 2.75




CV 104 - .75 x 3.25



CV 105 - .75 x 2.25



CV 106 - .75 x 1.75




CV 107 - .75 x 1.75



Chicone

Crown | Cove



CV 108 - .75 x 1.125

CV 109 - .5 x .875

CV 110 - .75 x .875

CV 111 - .625 x .625

CV 112 - .75 x .625


CV 113 - .75 x .75

CV 134 - .75 x 1.75


Crown | Cove




CV 159 - .75 x 2.75




CV 160 - .75 x 2.25



CV 161 - .75 x 1.75



CV 162 - .75 x 1.625

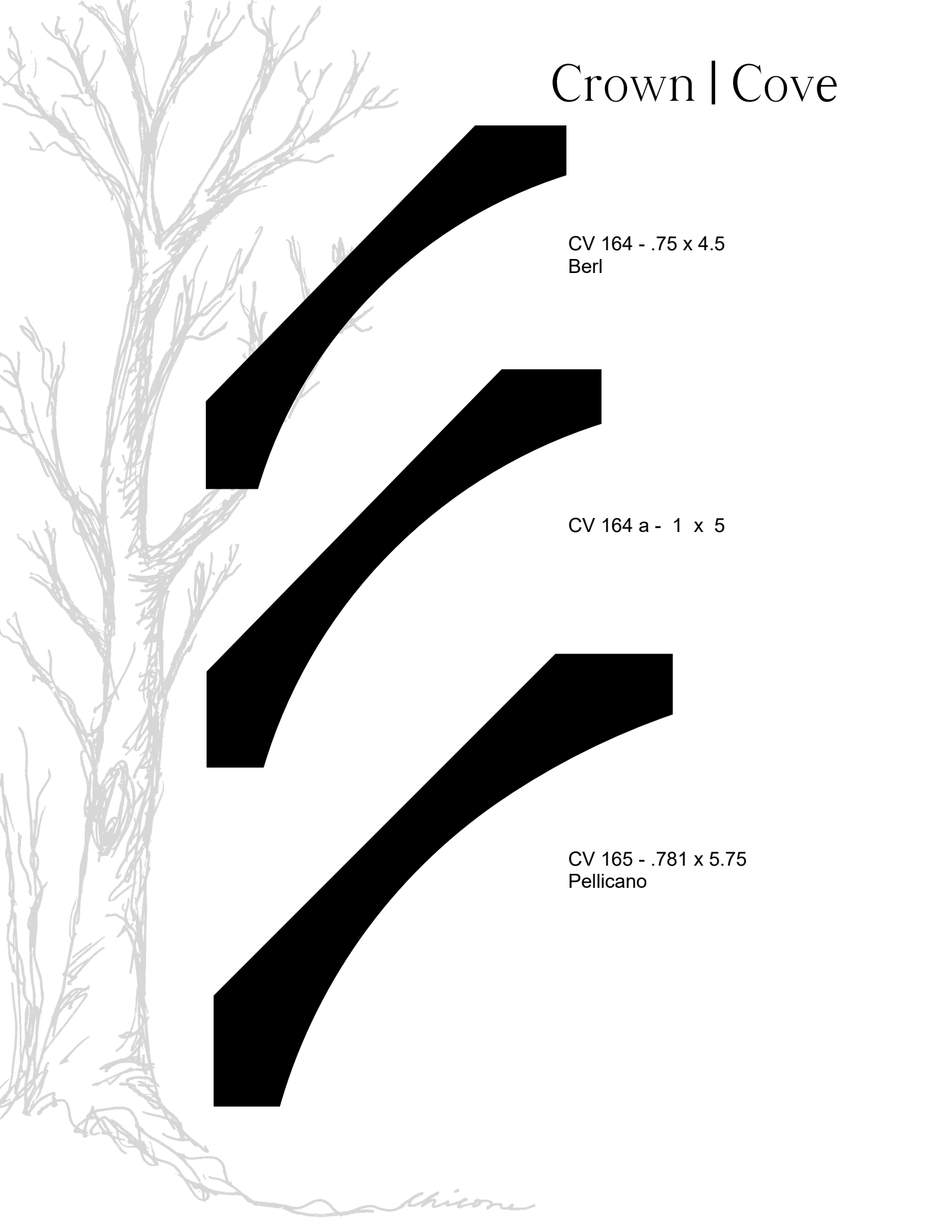


CV 163 - .75 x 1.313



Chicone

Crown | Cove





CV 164 - .75 x 4.5
Berl


CV 164 a - 1 x 5

CV 165 - .781 x 5.75
Pellicano


Crown | Cove




CV 166 - 1.25 x 4.75



CV 167 - .75 x 3.5



CV 218 - .75 x 2.25



CV 250 - .75 x 2.563

Crown | Cove




CV 275 - .75 x 3



CV 300 - .75 x .75



CV 301 - .75 x 1.063



CV 302 - .75 x 1.625




CV 303 - .625 x .875

Crown | Cove




CV 304 - .75 x 1.75




CV 305 - .75 x 1.75



CV 306 - .75 x 2



CV 307 - .75 x 2.25



CV 308 - .75 x 2.75



Chicone

Crown | Cove


CV 309 - .75 x 2.75



CV 310 - .75 x 3.25



CV 310 - 1.063 x 4.25
Johnson



Crown | Cove

CV 425 - .75 x 4.25

CV 500 - 1.125 x 5.75

CV 8500 - 1.406 x 8.484

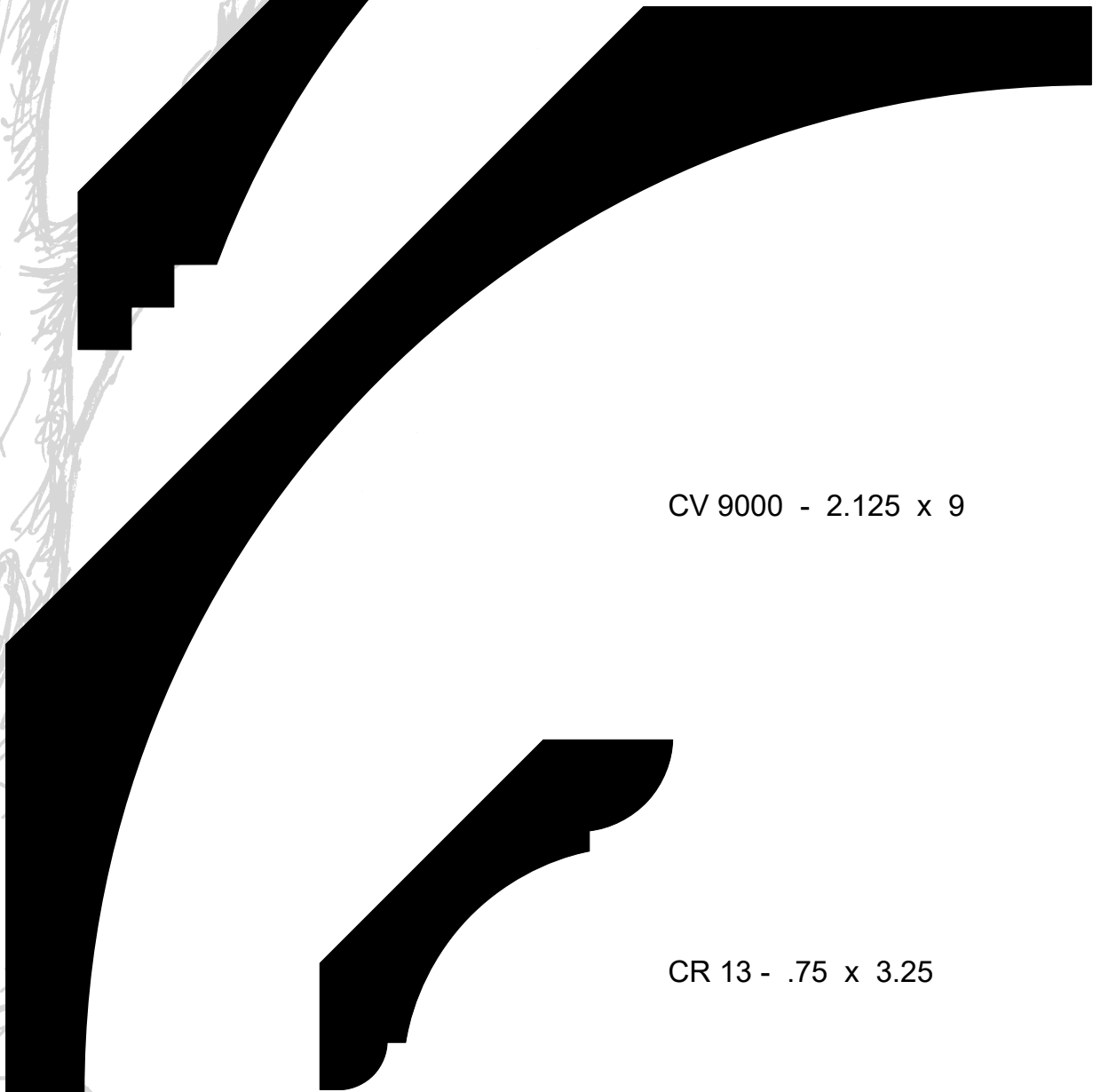


Crown | Cove


CV 8510 - .875 x 6.5
Berl



CV 9000 - 2.125 x 9




CR 13 - .75 x 3.25



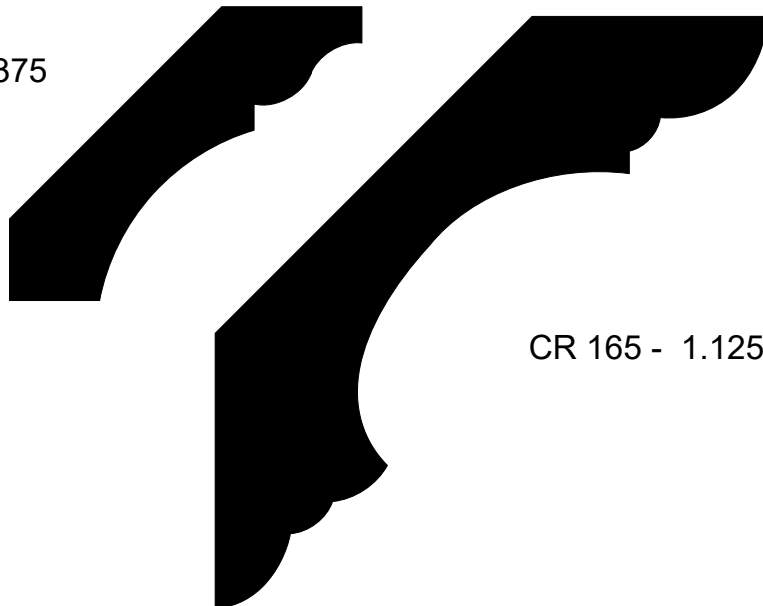
Crown | Cove



CR 21 - .75 x 5.25



CR 69 - .75 x 3.25




CR 164 - .625 x 2.375


CR 165 - 1.125 x 4.25




Crown | Cove



CR 168 - .75 x 4.375




CR 179 - .75 x 4




CR 181 - .938 x 4.875


Crown | Cove




CR 182 - 1 x 3.813



CR 183 - 1.188 x 4.063





CR 184 - .75 x 2.938




CR 185 - .75 x 2.125


Crown | Cove




CR 193 - .75 x 3



CR 198 - .75 x 3



CR 199 - .75 x 3



CR 211 - 1.125 x 3.625

Crown | Cove

CR 213 - .75 x 3.5


CR 215 - .75 x 3.438

CR 218 - 1 x 3.125

CR 1002 - .75 x 3.75



Crown | Cove



CR 1002a - .828 x 3.844

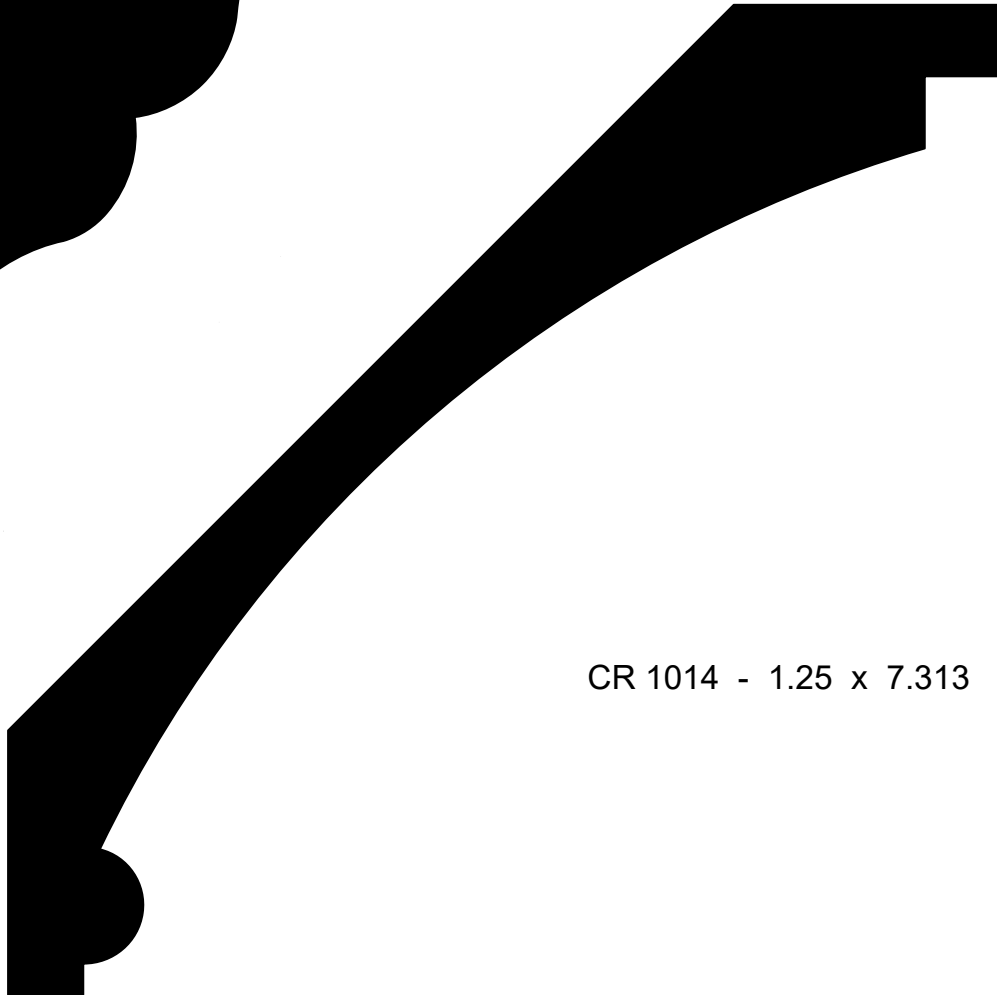
CR 1010 a - 1 x 2.75

CR 1010 b - 1.5 x 4.75

Crown | Cove




CR 1012 - 1.813 x 8.25



CR 1014 - 1.25 x 7.313



Crown | Cove




CR 1015 - .813 x 5.25


CR 1017 - .75 x 4.25

CR 1018 - .938 x 4.75


Crown | Cove



CR 1023 - .688 x 4.5



CR 1026 - 1 x 5.25




CR 1030 - 1.25 x 7.25

Crown | Cove



CR 1034 - 1.5 x 6

CR 1035 - .75 x 3.625



CR 1037 - 2.188 x 6.313

BN 2813 - 1.410 x 2.813

Crown | Cove

CR 1039 - .75 x 3.25

CR 1040 - 1 x 5.125

CR 1042 - .75 x 5.25



Crown | Cove

CR 1044 - 1.75 x 8.25

CR 1045 - 1.25 x 8

Crown | Cove

CR 1047 - 1.275 x 5.25


CR 1048 - 1.75 x 8.375



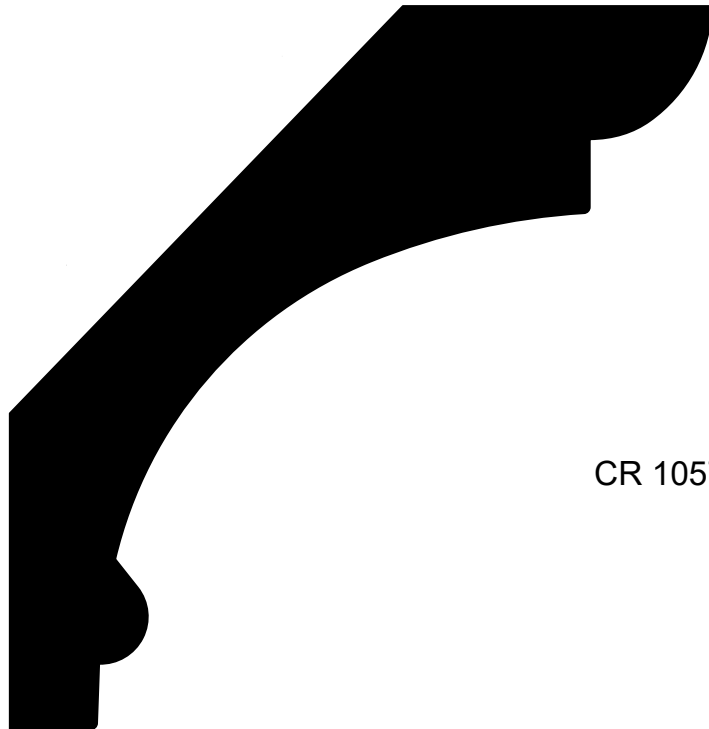
Crown | Cove



CR 1051 - 1.25 x 4.25



CR 1052 - .75 x 2.75




CR 1057 - 1.438 x 5.25




Chicone


Crown | Cove




CR 1062 - 1.313 x 4.938



CR 1064 - .688 x 2.75



CR 1066 - .75 x 2.25



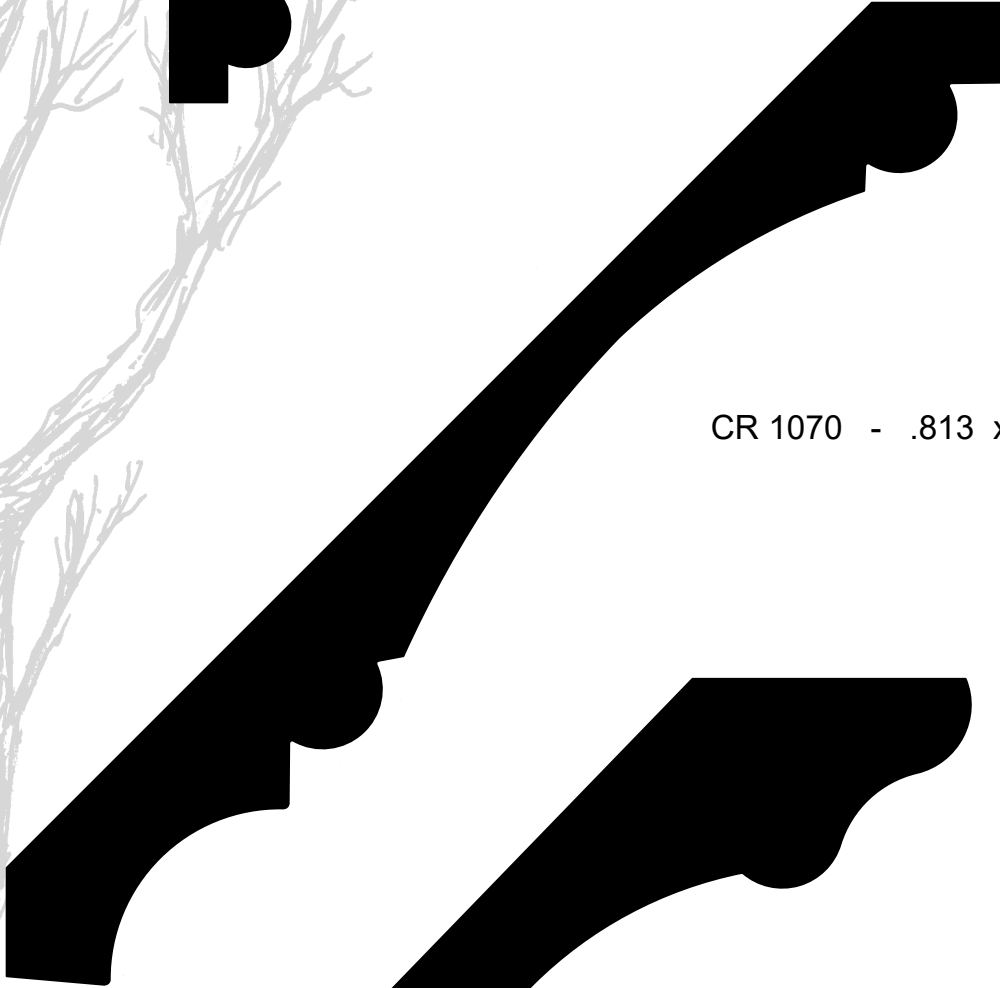
CR 1067 - .75 x 3.25

Crown | Cove


CR 1069 - .75 x 2.75




CR 1070 - .813 x 7.25




CR 1087 - 1.313 x 5.5



Crown | Cove



CR 1088 - 1.75 x 8.5



CR 1091 - 1.5 x 7.563

Crown | Cove

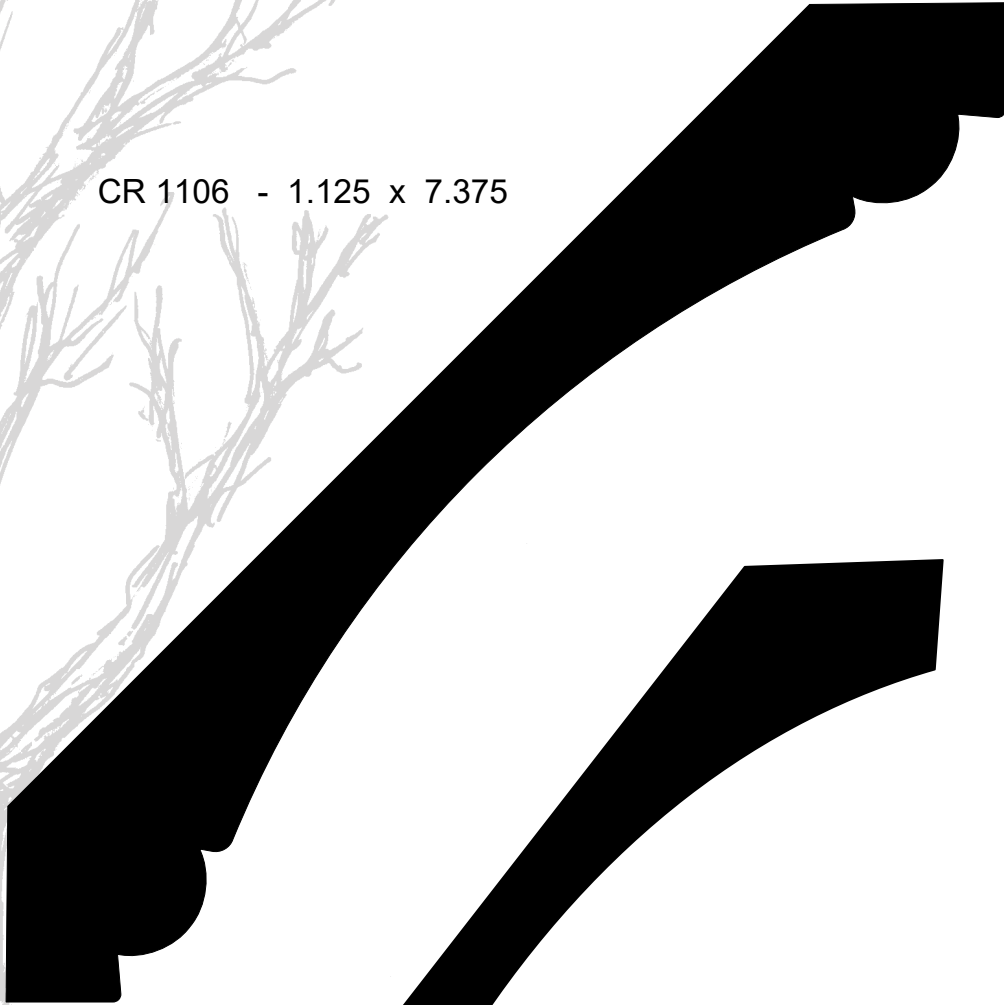
CR 1094 - 1.25 x 8.5

CR 1098 - .75 x 5.313




Crown | Cove

CR 1106 - 1.125 x 7.375



CR 1113 - 1.625 x 7.25



Crown | Cove

CR 1115 - 1.25 x 4.938

CR 1117 - 1.125 x 4.813

CR 1118 - .938 x 3.563



Crown | Cove

CR 1122 - 1.063 x 3.5

CR 1127 - 1.875 x 8.5

CR 1128 - 1.25 x 7.24




Chicone

Crown | Cove



CR 1130 - 1.313 x 4.813



CR 1132 - 2.25 x 5.875



Chicone

Crown | Cove

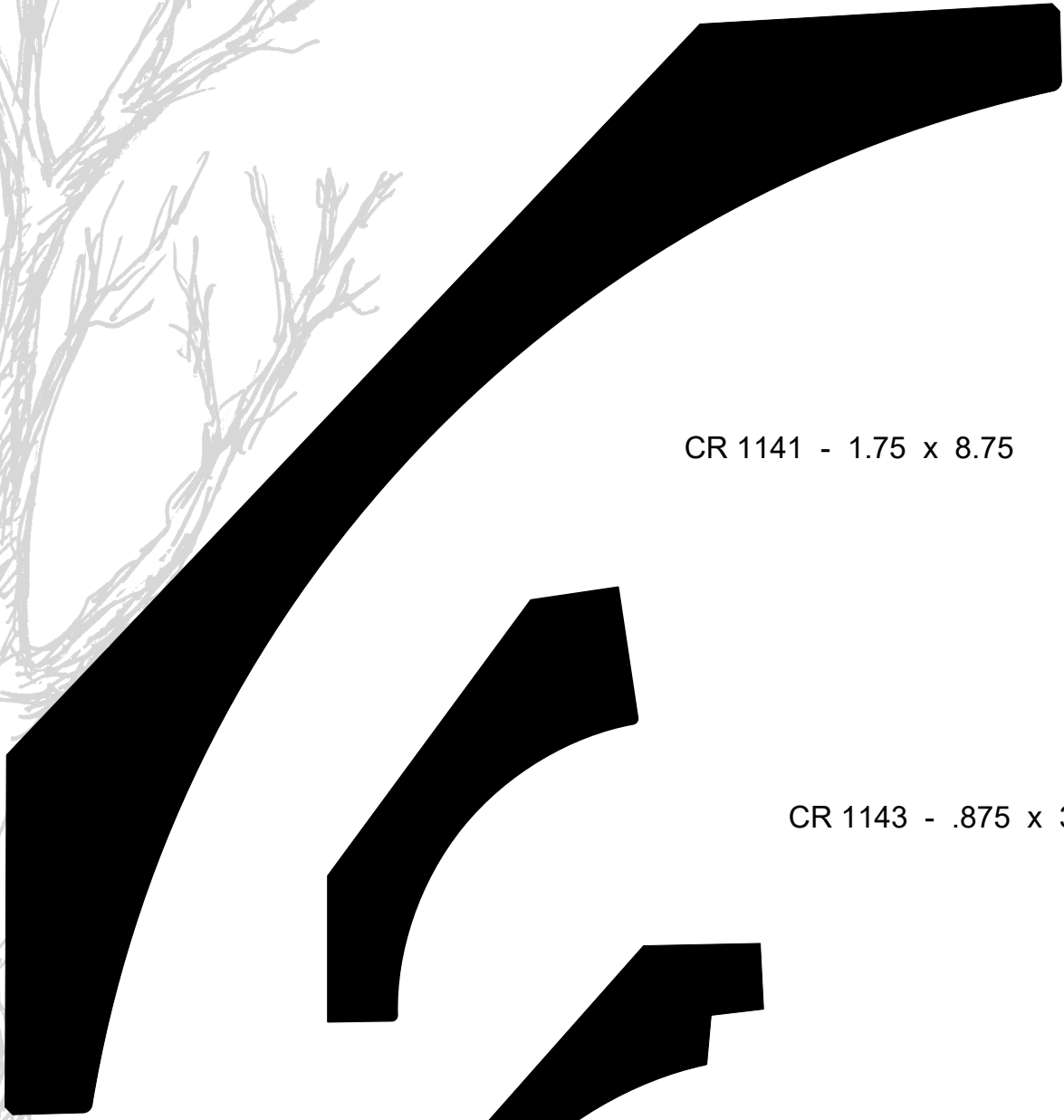
CR 1133 - .5 x 2.75

CR 1140 - 1.813 x 8.938



Chicone

Crown | Cove



CR 1141 - 1.75 x 8.75

CR 1143 - .875 x 3

CR 1145 - .75 x 4.25



Crown | Cove

CR 1151 - .75 x 6.875

CR 1152 - .688 x 6.875



Chicone

Crown | Cove


CR 1157 - 1.5 x 9

CR 1158 - 1.313 x 8




Chicone


Crown | Cove



CR 1159 - 1.188 x 7




CR 1169 - .813 x 4.375




CR 1172 - 1.313 x 5.313

Crown | Cove



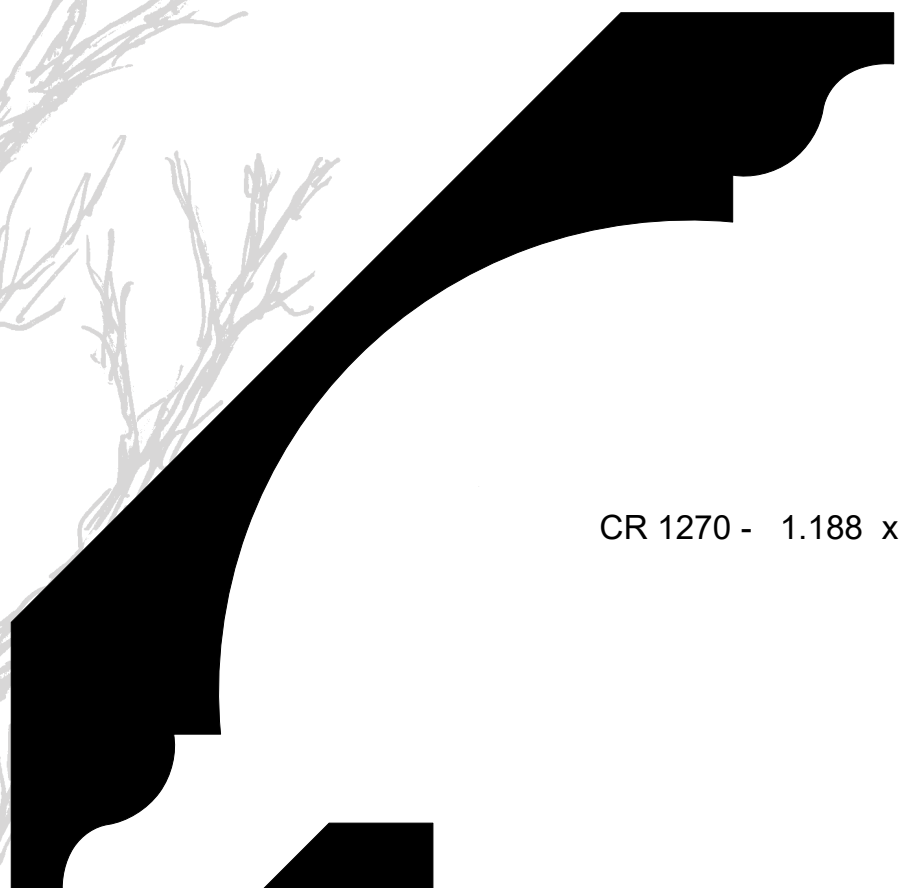
CR 1173 - 1.375 x 9




CR 1262 - .75 x 3.5




Crown | Cove



CR 1270 - 1.188 x 6.5




CR 3075 - .75 x 3.5



CR 3315 - .813 x 2.469

Crown | Cove



CR 3316 - .813 x 3.188

CR 3317 - 1.25 x 4.563

CR 4125 - 1.125 x 4.063

Crown | Cove


CR 4345 - 1 x 4.344

CR 7732 - 1.375 x 7.734




Chicone


Crown | Misc.



CR 167 - .75 x 4.313




CR 177 - .875 x 2.875



CR 178 - .875 x 2.25



Crown | Misc.




CR 190 - .75 x 3.375


CR 191 - .75 x 3.375

CR 217 - 1 x 4


Crown | Misc.




CR 250 - .75 x 2.25



CR 300 - .75 x 3



CR 310 - .75 x 4.25

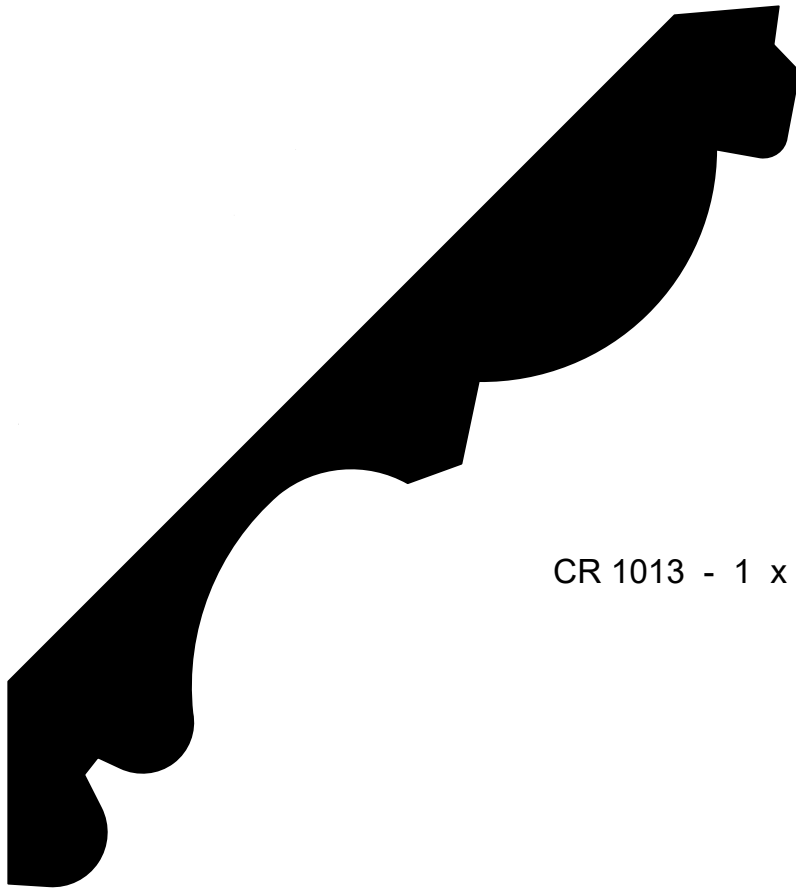


CR 311 - 1.063 x 4.656

Crown | Misc.



CR 402 - 1.063 x 5.813
Berl



CR 1013 - 1 x 6.063




Crown | Misc.



CR 1063 - .75 x 2.75



CR 1105 - 1 x 5.188



CR 1154 - 1.313 x 4.563



Chicone

Crown | Misc.



CR 1165 - 1 x 7.25



CR 1176 - .938 x 5.75



Chicone


Crown | Misc.



CR 1184 - 1.313 x 4.25



CR 4075 - .813 x 4.5



CR 4340 - 1.063 x 4.344

CR 4341 - .875 x 3.5



Crown | Misc.

CR 4550 - .813 x 3.5


CR 4562 - .813 x 4.188

CR 4560 - 1 x 4.438

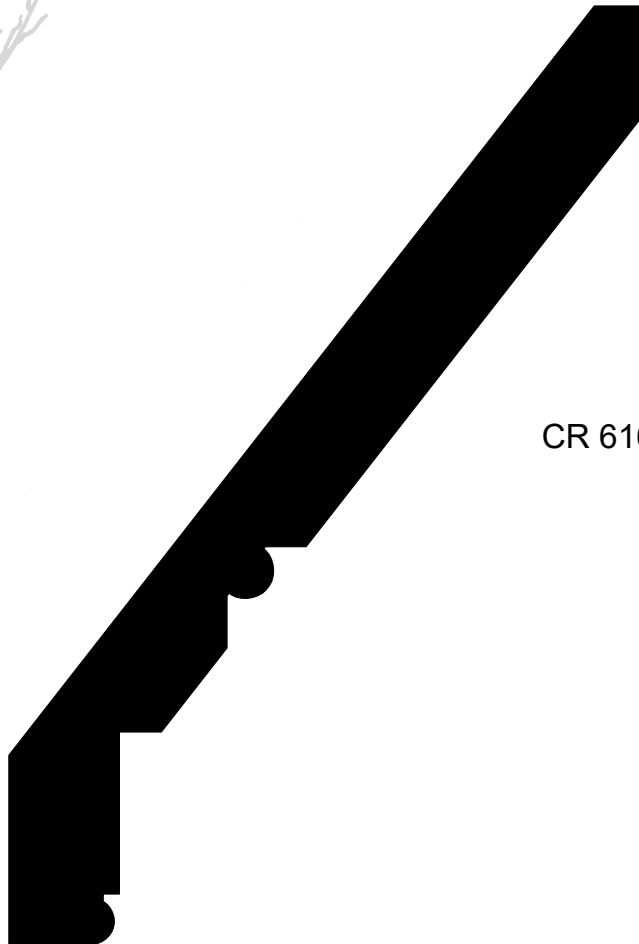
CR 4570 - 1.063 x 5.188
Berl



Crown | Misc.



CR 5812 - 1.063 x 5.813



CR 6160 - 1.094 x 6.625



Crown | Misc.



CR 6161 - .75 x 5.75

Crown | Ogee

CR 1 - .437 x 1.75

CR 2 - .625 x 2.25

CR 2h - .625 x 2.25


CR 3 - .75 x 3.5
Berl

CR 4 - .75 x 4.25




Chicone

Crown | Ogee




CR 4h - .75 x 4.25



CR 5 - .75 x 5.25



CR 6 - .75 x 2.75
97826 Minier



CR 6a - .75 x 3.25


Crown | Ogee




CR 6h - .75 x 3.25



CR 7 - .75 x 4.25



CR 20 - .75 x 2



CR 32 - .75 x 3.375



Chicone

Crown | Ogee



CR 33 - .906 x 5.5



CR 35 - .437 x 2.75



CR 36 - 1 x 4.5



Crown | Ogee



CR 37 - 1.125 x 4.188



CR 41 - 1.375 x 5.375

CR 93 - 1.188 x 4.938



Crown | Ogee



CR 94 - 1.313 x 5.531



CR 100- .75 x 1.75



CR 101 - .75 x 2.25



CR 102 - .75 x 2.75



Chicone

Crown | Ogee




CR 102a - .770 x 2.718

CR 103 - .75 x 3.25

CR 104 - .75 x 3.625

CR 105 - .75 x 4.25

Crown | Ogee



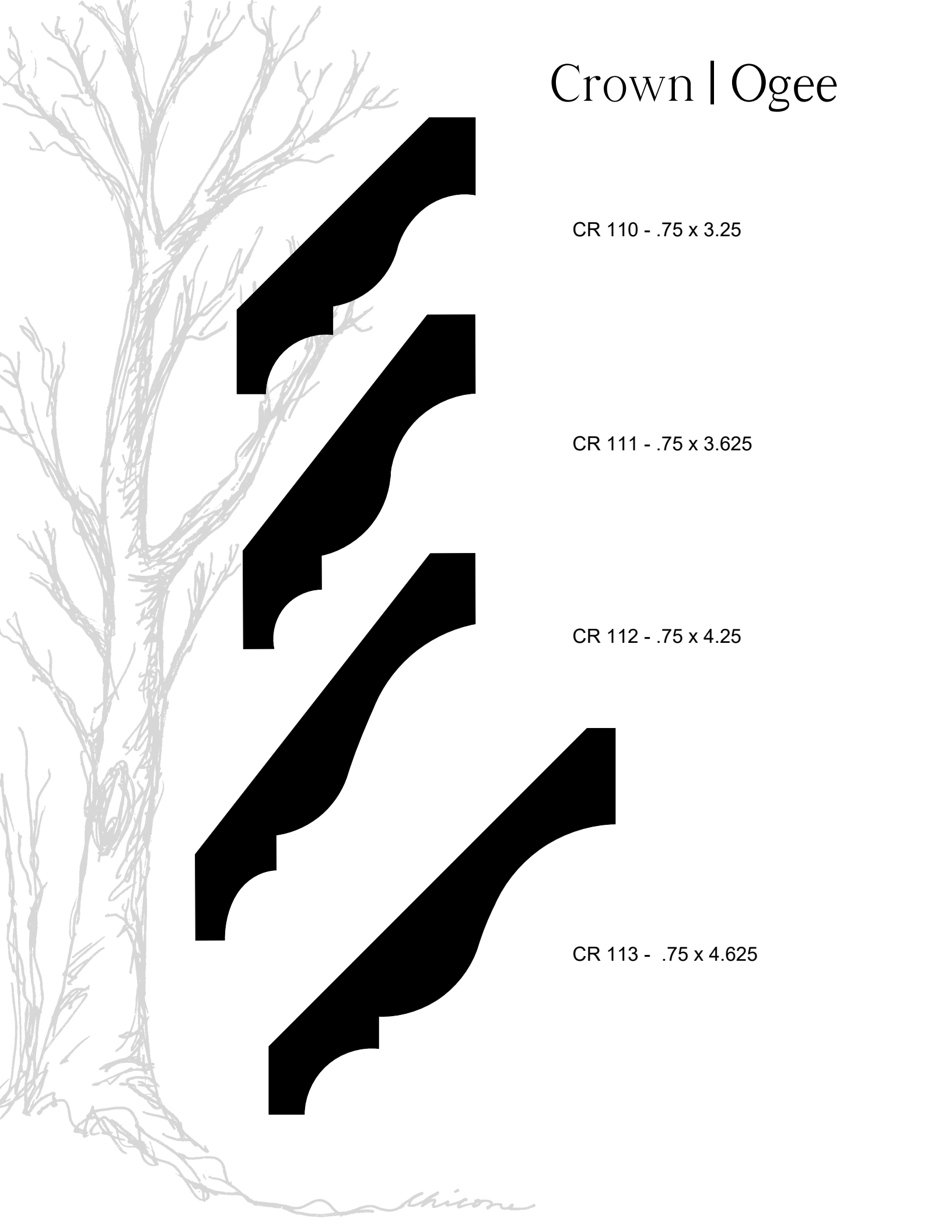
CR 106 - .75 x 4.625

CR 107 - .75 x 5.25

CR 108 - .75 x 2.25

CR 109 - .75 x 2.75

Crown | Ogee



CR 110 - .75 x 3.25

CR 111 - .75 x 3.625

CR 112 - .75 x 4.25

CR 113 - .75 x 4.625

Crown | Ogee




CR 114 - .75 x 5.25


CR 115 - .75 x 3.5

CR 116 - .75 x 4.625


Crown | Ogee



CR 117 - .75 x 4.688



CR 153 - .875 x 5.125



CR 154 - 1 x 7.125

Crown | Ogee



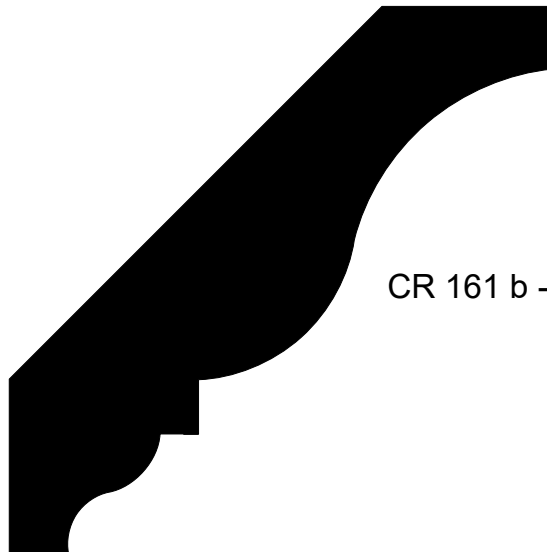
CR 155 - .75 x 3.25



CR 156 - .75 x 2.5



CR 161 - .75 x 4



CR 161 b - .75 x 4



Crown | Ogee

CR 163 - .75 x 3

CR 166 - .75 x 4.625


CR 169 - 1.25 x 5.375




Crown | Ogee



CR 174 - .75 x 2.625



CR 176 - .75 x 2.813



CR 221 - .813 x 5.5




Crown | Ogee



CR 222 - 1.625 x 6.125



CR 223 - 1.125 x 4.5



CR 224 - 1.125 x 3.125





Crown | Ogee

CR 225 - 1.5 x 9




CR 226 - 1.5 x 5.5



Chicone


Crown | Ogee



CR 230 - .75 x 3.25



CR 258 - .75 x 2.625



CR 351 - .75 x 3.25



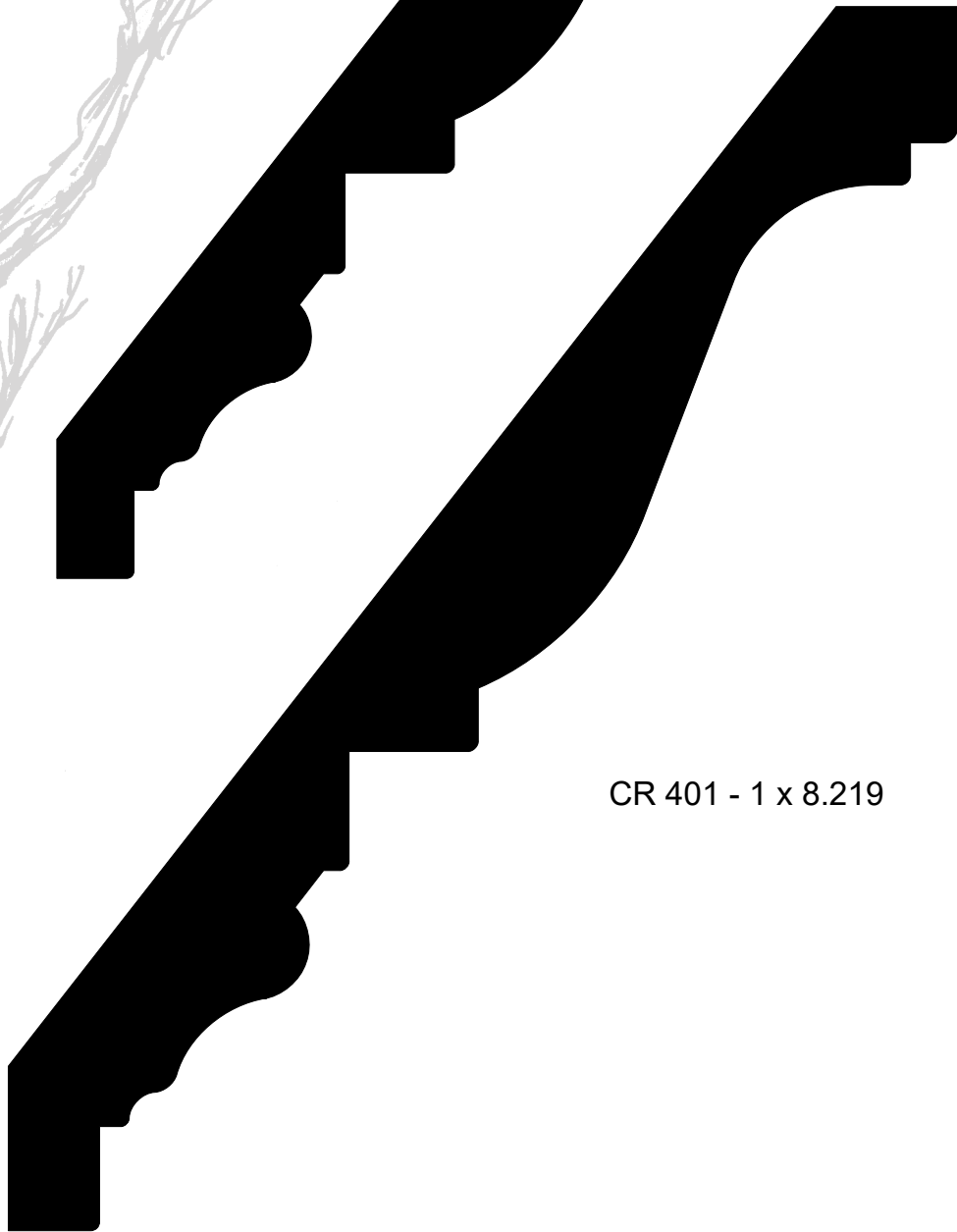
Chicone

Crown | Ogee

CR 400 - .75 x 6.953



CR 401 - 1 x 8.219



Crown | Ogee

CR 403 - .75 x 4.25

CR 600 - 1.032 x 6

CR 800 - 1.375 x 8

Crown | Ogee




CR 999 - 1 x 3.25



CR 1000 - .75 x 3.25



CR 1003 - .75 x 4.75




CR 1004 - .75 x 2.75




Crown | Ogee



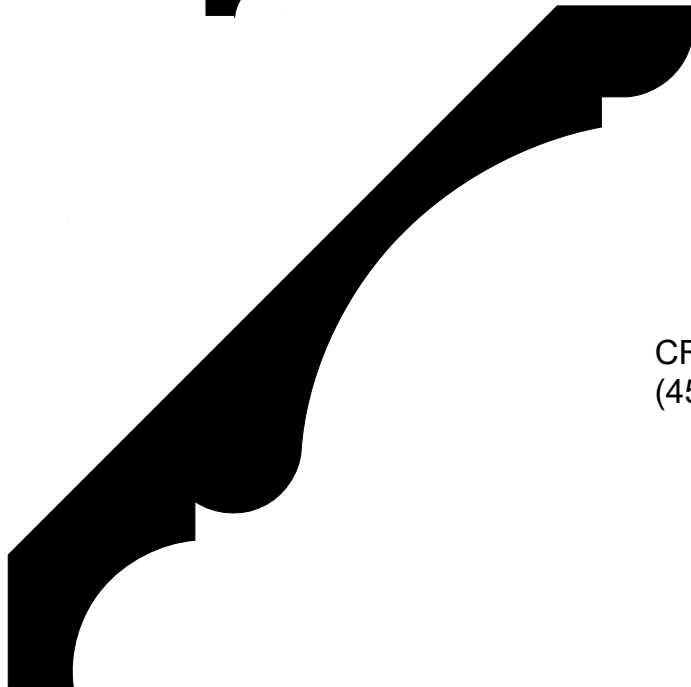
CR 1005 - .75 x 2.25



CR 1006 - .75 x 1.625



CR 1007 - .75 x 2.25



CR 1008 - .781 x 5
(45/45)



Chicone

Crown | Ogee

CR 1009 - .875 x 2.652
fontainebleau
85195b

CR 1011 - .875 x 6

CR 1016 - .75 x 5.25



Crown | Ogee

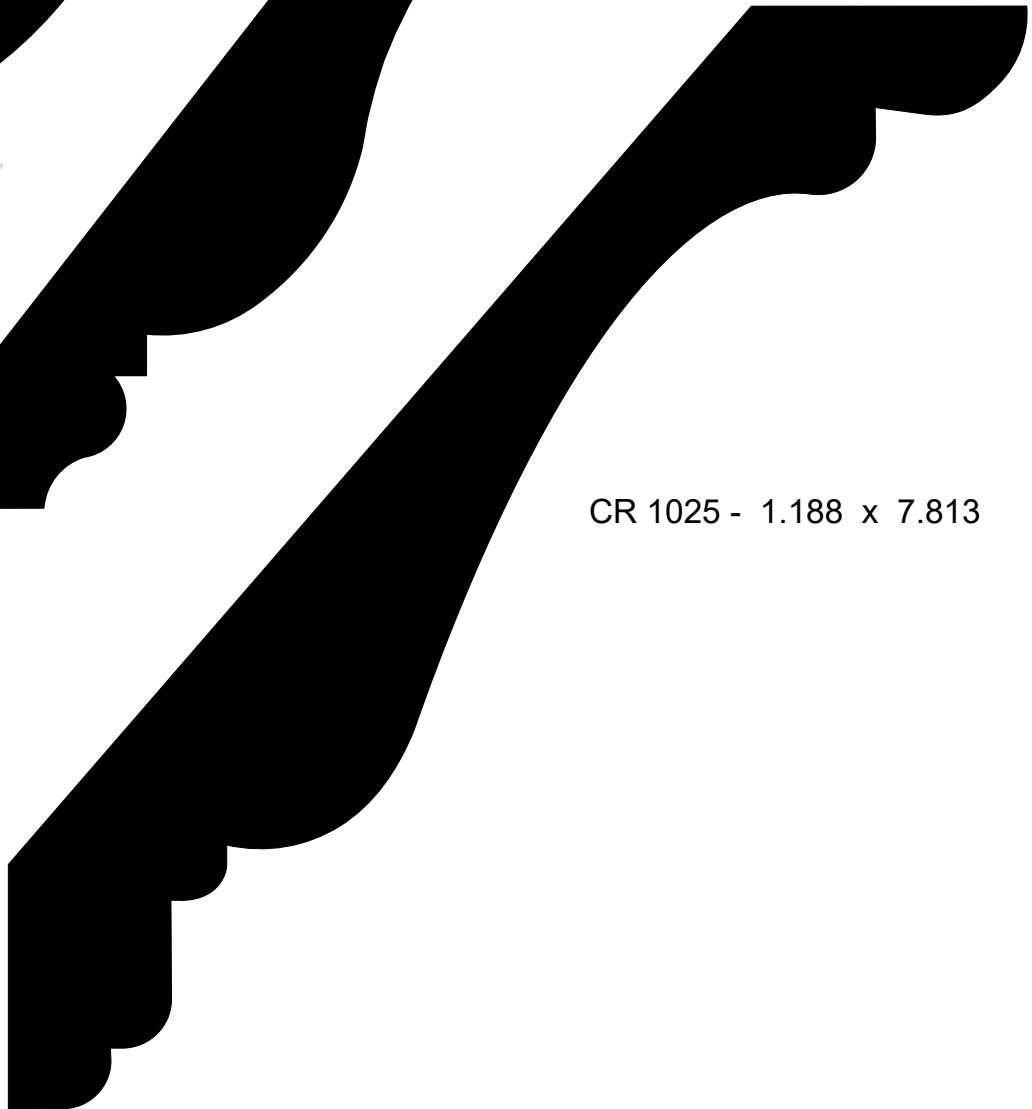
CR 1019 - .875 x 5.25




CR 1020 - .938 x 4.5



CR 1025 - 1.188 x 7.813



Crown | Ogee



CR 1028 - .438 x 2.125

CR 1029 - .5 x 1.625


CR 1032 - .625 x 5.188

CR 1043 - .875 x 5.75

Crown | Ogee



CR 1049 - 1.25 x 8.5



CR 1054 - 1 x 5.25



Crown | Ogee

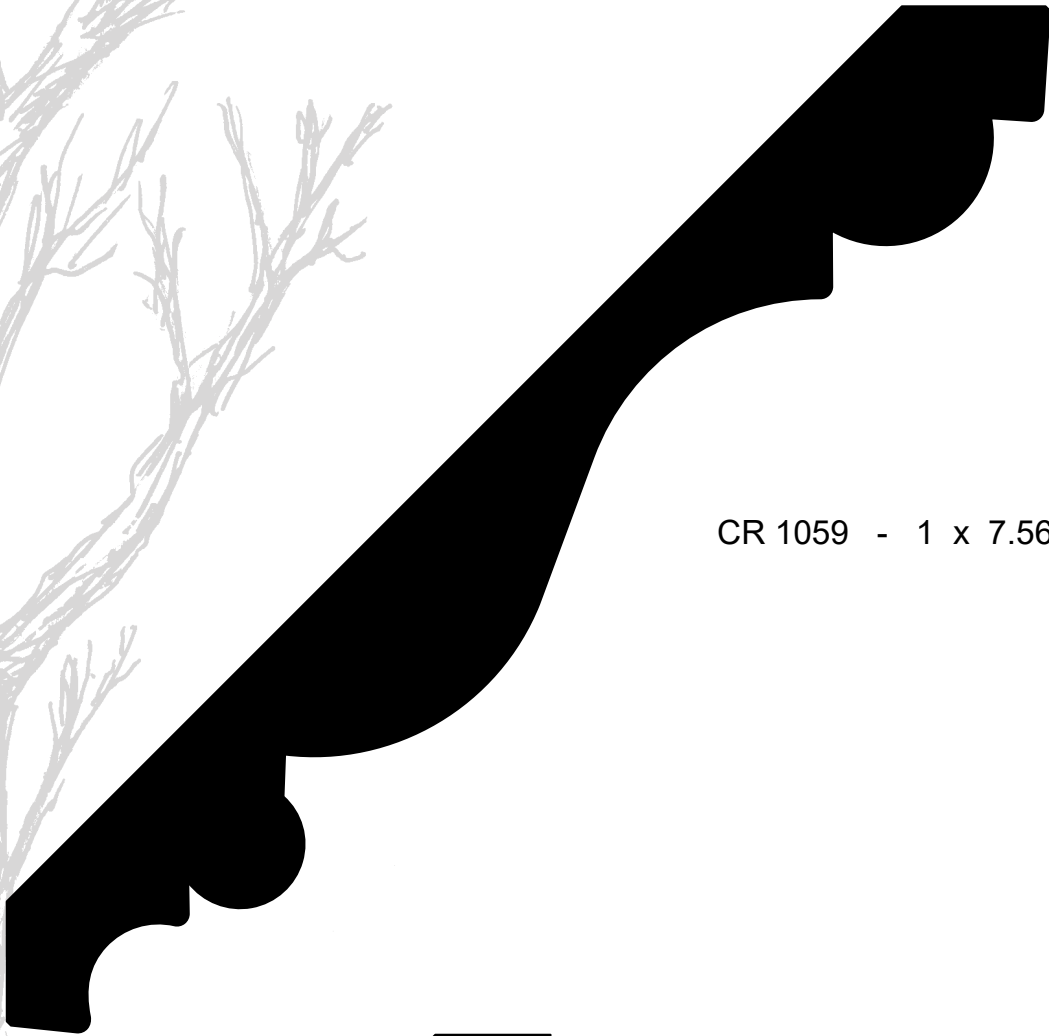
CR 1055 - 1.375 x 5.563

CR 1056 - .563 x 4.625


CR 1058 - .563 x 3.625



Crown | Ogee



CR 1059 - 1 x 7.563



CR 1060 - .75 x 3.25



Crown | Ogee



CR 1065 - 1.25 x 6.125



CR 1071 - 1.25 x 8.125



Crown | Ogee

CR 1072 - .813 x 4.938

CR 1073 - .75 x 5.25



Crown | Ogee

CR 1074 - .688 x 4.188

CR 1075 - .938 x 5.938

CR 1079 - .688 x 3.625



Crown | Ogee

CR 1082 - .938 x 5.563

CR 1083 - .938 x 6



Chicone

Crown | Ogee



CR 1084 - .813 x 5.25



CR 1085 - 1.063 x 6.813




Chicone


Crown | Ogee




CR 1086 - .75 x 2.5



CR 1089 - .875 x 2.5



CR 1090 - .875 x 4.813




CR 1093 - 1.375 x 4.875

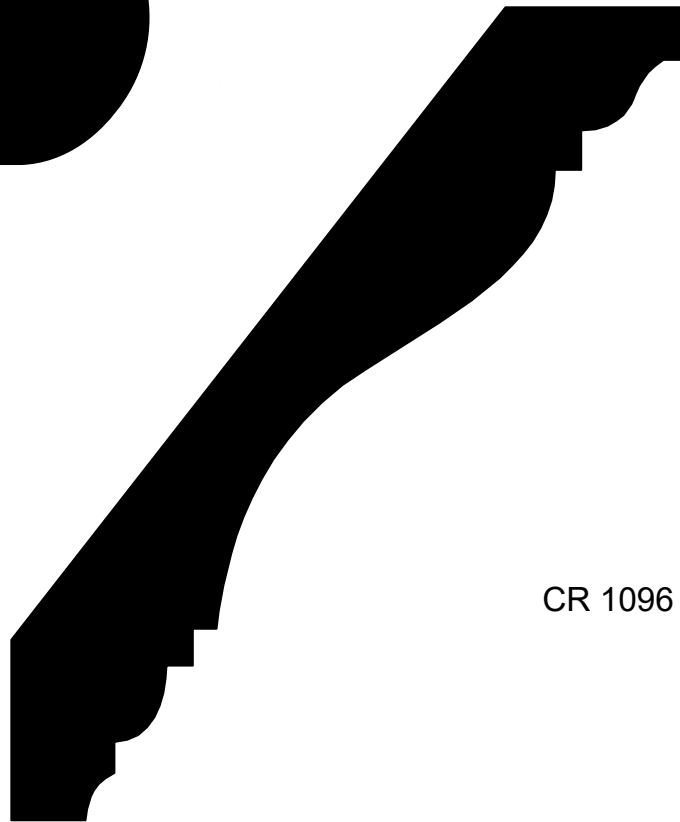


Chicone

Crown | Ogee



CR 1095 - 1 x 8.5




CR 1096 - .875 x 5.5




Crown | Ogee



CR 1097 - .875 x 5.438



CR 1099 - .563 x 2.5



CR 1100 - 1.0633 x 4.563




Crown | Ogee




CR 1103 - .75 x 4.313



CR 1107 - .75 x 4.25



CR 1109 - .563 x 2.625



CR 1110 - .75 x 4.188




Crown | Ogee



CR 1112 - .625 x 3.25



CR 1114 - .688 x 3.438



CR 1124 - .75 x 2.813




Chicone

Crown | Ogee



CR 1125 - .75 x 6.875



CR 1129 - 1.125 x 5.313



Crown | Ogee



CR 1131 - 1.375 x 6.5



CR 1133 - 1.25 x 4.125



CR 1134 - .938 x 3.438



Crown | Ogee

CR 1137 - 1.75 x 4.688

CR 1138 - 1.875 x 8.5



Chicone

Crown | Ogee

CR 1139 - 1.063 x 6.375

CR 1142 - 1.375 x 8.563



Crown | Ogee

CR 1146 - .875 x 5.5

CR 1148 - 1 x 8.813
5/12 pitch

CR 1149 - .563 x 5.938
5/12 pitch



Crown | Ogee

CR 1150 - .625 x 3

CR 1153 - .813 x 4.75

CR 1155 - .688 x 3.25

CR 1156 - 1.063 x 6.688




Crown | Ogee



CR 1160 - .75 x 4.688



CR 1161 - 1.125 x 6.25




CR 1162 - 1 x 3.375



Crown | Ogee



CR 1163 - .938 x 5.438



CR 1166 - .688 x 3.563



CR 1167 - .813 x 4.625



Chicone

Crown | Ogee



CR 1168 - 1.375 x 7.125



CR 1170 - 1.375 x 7.313



Crown | Ogee



CR 1171 - 1.375 x 3.25



CR 1174 - 1.125 x 5.938



CR 1177 - .875 x 5.25




Chicone


Crown | Ogee



CR 1178 - 1.125 x 4.688



CR 1179 - .813 x 2.75



CR 1180 - .563 x 2.25



Chicone

Crown | Ogee

CR 1081 - .813 x 2.375

CR 1183 - 1.125 x 5.188

CR 1197 - .75 x 1.625

CR 2370 - .625 x 1.875




Chicone

Crown | Ogee



CR 1193 - 2.438 x 8.186



CR 2372 - .813 x 2.063



Crown | Ogee




CR 2375 - .75 x 2.375



CR 2750 - 1.063 x 2.75



CR 2380 - .813 x 3.938




CR 2385 - .813 x 4.75




Chicone


Crown | Ogee




CR 2386 - 1 x 4.813



CR 3375 - .75 x 3.375



CR 3626 - .75 x 3.625




CR 3627 - .781 x 4.625


Crown | Ogee



CR 3628 - .75 x 4.25
90712-2



CR 4120 - .813 x 4.125



CR 4540 - .813 x 3.563



Chicone

Crown | Ogee



CR 4890 - .75 x 5




CR 6375 - 1.25 x 6.375




CR 7062 - 1.5 x 7.063



Crown | Ogee



CR 7250 - .844 x 7.25



CR 7644 - 1.313 x 7.656

Crown | Ogee

CR 8549 - 1.5 x 8.563

CR 8750 - 1.125 x 8.734



Crown | Ogee

CR 8900 - 1.672 x 7.563




CR 9125 - 1.25 x 9



Crown | Ogee



CR 9126 - .913 x 6.25



CR 9127 - .813 x 5.25



Crown | Ogee



CR 9128 - 1.375 x 6.063




CR 9128a - 1 x 6.063




Crown | Ogee




CR 9129 - .75 x 4.25



CR 9130 - 1.813 x 1.375



CR 9131 - .75 x 2.25



Chicone

Crown | Solid


CV 50 - .5 x .5




CV 51 - 1.75 x 2.625



CV 52 - 1.5 x 1.5



CV 74 - 1 x 1.5



CV 75 - .75 x .75



Chicone


Crown | Solid




CV 76 - .75 x .75



CV 77 - 1 x 1




CV 78 - 1.25 x 1



CV 79 - 2 x 1.25



CV 82 - .625 x .625



Chicone


Crown | Solid



CV 83 - 1 x .875



CV 84 - .625 x .625




CV 85 - 1.5 x 1.563



CV 101 - .75 x 1



CV 102 - .625 x .625



CV 108 - .75 x 1.125



CV 109 - .5 x .875



Chicone

Crown | Solid



CV 110 - .75 x .875



CV 111 - .625 x .625



CV 112 - .75 x .625



CV 113 - .75 x .75



CV 300 - .75 x .75



CV 301 - .75 x 1.063



CV 303 - .625 x .875



Chicone

Crown | Solid

CR 9 - .813 x 1.5



CR 011 - .625 x .75



CR 12 - .75 x 1



CR 14 - .75 x 1.25



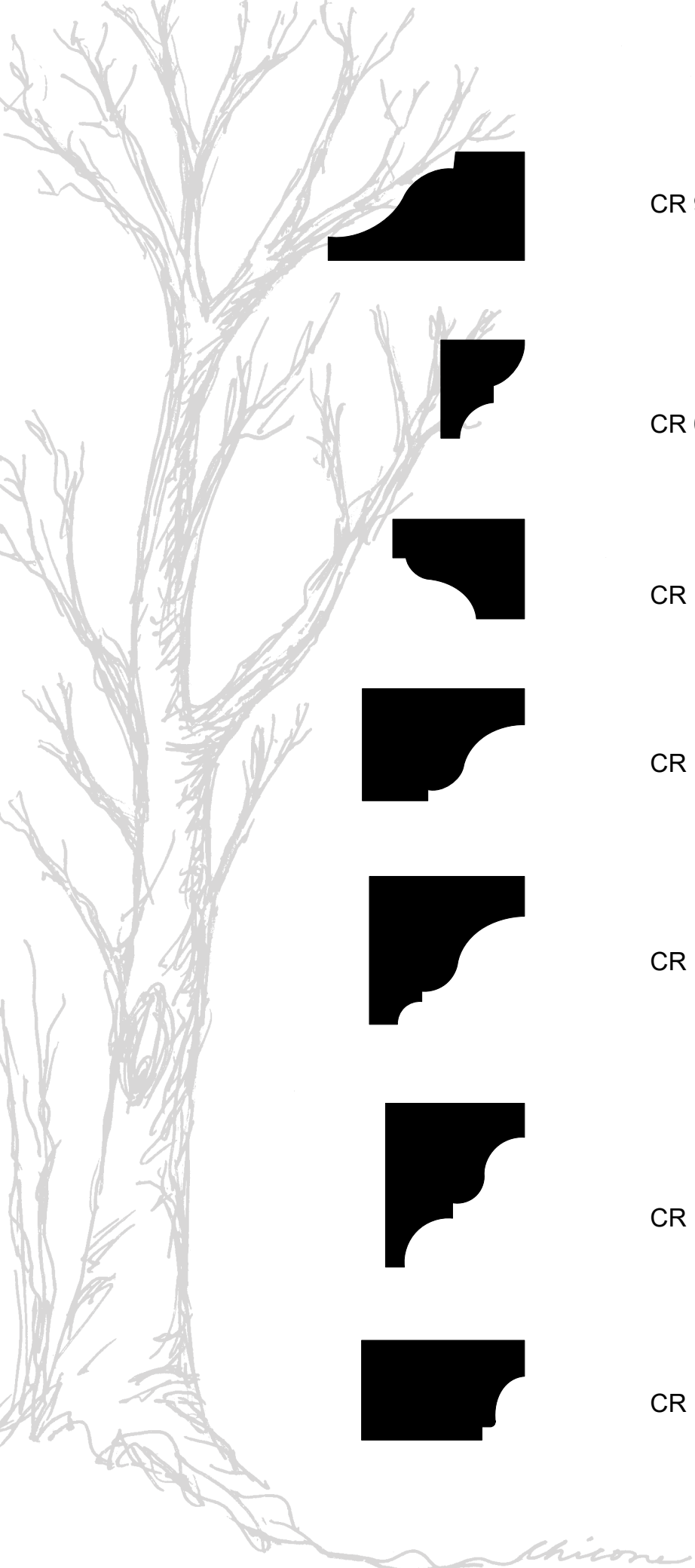
CR 15 - 1.125 x 1.188



CR 16 - 1.063 x 1.25



CR 17 - .75 x 1.25



Chicone


Crown | Solid



CR 18 - 1.125 x 2



CR 19 - 1.75 x 2.75



CR 26 - 1 x 1



CR 27 - .75 x .813



CR 30 - 1.5 x 1.688




Chicone


Crown | Solid



CR 38 - 2 x 2.938



CR 39 - 2.25 x 4.5



CR 118 - 1.063 x 1.313

Crown | Solid



CR 119 - 1.313 x 1.625



CR 130 - .75 x 1



CR 131 - .75 x 1.75



CR 132 - .75 x 1.75



CR 133 - .75 x 1.75



CR 134 - .75 x 1.75



CR 135 - .75 x 1.375



Chicone

Crown | Solid



CR 136 - 1.063 x 1.625



CR 137 - 1.063 x 2



CR 138 - 1.125 x 2.313



CR 139 - 1.375 x 2.375



CR 139a - 2 x 3.5



Chicone

Crown | Solid



CR 140 - 1.375 x 2.5



CR 141 - 1.375 x 2.5



CR 142 - 1.063 x 1.75



CR 143 - 1.063 x 2.25



CR 144 - 1.125 x 1.75



Chicone

Crown | Solid



CR 145 - 1.125 x 2.625



CR 146 - .375 x 1.125




CR 147 - .438 x 1.125



CR 148 - .438 x 1.25
Berl



CR 148a - .75 x 1.5
101875s
Berl




CR 149 - 1.125 x 1.625




Chicone


Crown | Solid




CR 150 - 1.063 x 1.063




CR 150 a - 1.25 x 1.25



CR 151 - 1 x 1



CR 152a - .875 x .875



CR 152 b - .75 x .75




CR 152 - .75 x .75



Chicone


Crown | Solid




CR 195 - 1 x 2.75
Hillman



CR 196 - 1.125 x 2.75



CR 197 - 1 x 3.563



CR 200 - .563 x 1.5



CR 201- .75 x 2.438



CR 202 - .75 x 3.188



Chicone

Crown | Solid



CR 203 - .75 x 2.563



CR 204 - .75 x 2.625



CR 205 - .75 x 3.125



CR 206 - .75 x 2.875



CR 207 - .75 x 2.875



CR 208 - .75 x 2.75



CR 209 - .75 x 2.375



Crown | Solid



CR 210 - .75 x 2.375



CR 212 - .75 x 1.563




CR 214 - .625 x 1.25



CR 216 - .625 x 1.5



CR 219 - .625 x 2



CR 227 - 1.375 x 3.375



Chicone

Crown | Solid



CR 228 - 1.5 x 2.25



CR 229 - .625 x 1.5



CR 231 - .75 x 3.25
101875s



CR 352 - .625 x 3



CR 355 - .75 x .75



CR 410 - 1.874 x 3.125
pellicano big door top casing

Crown | Solid

CR 1010 a - 1 x 2.75

CR 1010 b - 1.5 x 4.75

CR 1119 - 1.313 x 5.813




Chicone

Crown | Solid



CR 1135 - 1.75 x 3



CR 1144 - 1.438 x 7




Crown | Solid



CR 1136 - .938 x 2.75



CR 1185 - 1.5 x 2.5



CR 1186 - 1.813 x 4.875



Chicone


Crown | Solid



CR 1187 - 2.5 x 2.625




CR 1188 - 2.438 x 2.938



CR 1189 - 2.438 x 4.563

Crown | Solid



CR 1191 - 4.5 x 8.063



Chicone


Crown | Solid



CR 1190 - 1.5 x 2



CR 1192 - 2 x 3



CR 1194 - .75 x 3



CR 1195 - .938 x 5




CR 1196 - .688 x 3.125



Crown | Solid


CR 1198 - 2.438 x 5.25



CR 1200 - 1.25 x 4.313




CR 1201 - 1.125 x 3.688




CR 1202 - 1.313 x 3.125




Crown | Solid



CR 1203 - 3.5 x 4.5



CR 1205 - 1.375 x 2.25



CR 1206 - 1.375 x 2.5




Chicone

Crown | Solid




CR 1207 - 1.5 x 2.5



CR 1208 - 1.563 x 2.625

CR 1209 - 2.188 x 3.625



Chicone

Crown | Solid



CR 1210 - 2.375 x 4



CR 1211 - 2.5 x 4.5




Chicone

Crown | Solid




CR 1212 - 2.344 x 3.688




CR 1213 - 2.531 x 3.5

Crown | Solid

CR 1214 - 2.251 x 3.5




CR 1215 - 3.188 x 5.313




Chicone

Crown | Solid



CR 1216 - 2.125 x 4.5



CR 1217 - 2.25 x 4.5



Chicone

Crown | Solid




CR 1218 - 1.75 x 2.5




CR 1219 - .625 x 1.375

CR 1220 - 1.063 x 2.563




CR 1221 - 2.25 x 2.75



Chicone


Crown | Solid




CR 1222 - 1.625 x 2.563




CR 1223 - 1 x 2




CR 1224 - 1.125 x 1.125



CR 1225 - 1.25 x 2.75




Crown | Solid




CR 1226 - 1.375 x 2.438



CR 1227 - 1.5 x 2



CR 1228 - 1.781 x 2.125




CR 1229 - 1.563 x 2.25




Crown | Solid




CR 1230 - 1.75 x 1.563



CR 1231 - 1.375 x 1.688



CR 1232 - 1.375 x 1.75



CR 1233 - 1.25 x 1.5



Chicone

Crown | Solid



CR 1234 - 1.313 x 2.375



CR 1235 - 1.5 x 2



CR 1236 - 1.625 x 2.438



CR 1237 - 2 x 2.5



Chicone

Crown | Solid

CR 1238 - 1 x 1.5




CR 1239 - 1.25 x 2



CR 1240 - 1.375 x 1.73




CR 1241 - .875 x 1.938



CR 1242 - 1.032 x 2.469


Crown | Solid



CR 1243 - 1.625 x 3.25




CR 1244 - 1.625 x 1.875




CR 1245 - 1.5 x 2.5



CR 1246 - 1.5 x 3.563



Crown | Solid



CR 1247 - 1 x 2.125



CR 1248 - .75 x 1.375



CR 1249 - 1.438 x 2.25



CR 1250 - 1 x 2.438




CR 1251 - .938 x 1.25



CR 1252 - .625 x 1.125



Crown | Solid



CR 1253 - 1 x 1.25

CR 1254 - 1 x 1.813

CR 1255 - 1.313 x 1.625

CR 1256 - 1.75 x 1.625

CR 1257 - 1.125 x 2.563

Crown | Solid



CR 1258 - .875 x 1.625



CR 1259 - 1.438 x 2.5



CR 1263 - .875 x 5.625



CR 1264 - .75 x 4.5



CR 1265 - .75 x 3



CR 1266 - 1.125 x 6.5



Crown | Solid




CR 1267 - 1.063 x 2.75



CR 1268 - .75 x 4.625



CR 1269 - .875 x 1.813



CR 2250 - 1.375 x 2.75



CR 2275 - 1.032 x 2.281



Crown | Solid



CR 3318 - .75 x 5



CR 3319 - .625 x 5



CR 7090 - .75 x 4
Berl



CR 7090 a - .5 x 4
Berl



Chicone

Detail Moldings



DM 2 - .313 x 1.125



DM 1 - .75 x 2.75



DM 3 - .625 x 2.375



DM 4 - .375 x 1.75



DM 5 - .313 x 1.75



DM 6 - .313 x 1.125




DM 7a - .375 x 2



DM 7 - .1.25 x 5

Detail Moldings



DM 8 - .375 x .75

DM 9- .375 x 1.125

DM 10 - .25 x .5

DM 11 - .25 x .25

DM 12 - .438 x .563

DM 13 - .25 x .75

DM 14 - .25 x 1

DM 15 - .25 x .75



DM 16 - .438 x .75

DM 17 - .375 x .75


DM 18 - .375 x .688

DM 19 - .375 x .625


Detail Moldings




DM 20 - .375 x .5




DM 21 - .375 x .438




DM 22 - .313 x .313




DM 23 - .188 x 1



DM 24 - .188 x .75




DM 25 - .188 x .625



DM 26 - .25 x .625





DM 27 - .25 x .5




DM 28 - .25 x .375


Detail Moldings




DM 29 - .313 x .375



DM 30 - .375 x .375




DM 31 - .375 x .5




DM 32 - .375 x .5




DM 33 - .25 x .375




DM 34 - .5 x .75




DM 35 - .25 x .75



DM 36 - .25 x .75



DM 37 - .5 x 1



DM 38 - .313 x .375

Detail Moldings



DM 39 - .25 x 1



DM 40 - .625 x .875



DM 41 - 1.25 x 3.75



DM 375 - .406 x .75



DM 500 - .313 x .718



DM 525 - .25 x .5



DM 687 - .5 x .688




DM 690 - .281 x .625




DM 695 - .25 x .688


Detail Moldings




DM 750 - .406 x .75




DM 875 - .469 x .875




DM 937 - .625 x .938




DM 950 - .375 x 1




DM 955 - .75 x 1



DM 956 - .563 x 1.125




DM 957 - .375 x .75



DM 958 - .313 x .625

Door Cope & Pattern

DC 1 - 2.25 *** x 3 ***



DP 1 - 2.25 *** x 3.5 ***

DC 2 - 1.75 *** x 3 ***



DP 2 - 1.75 *** x 3.625 ***

Door Cope & Pattern

DC 3 - 2.25 *** x 2.375 ***



DP 3 - 2.25 *** x 3 ***




DC 4 - 2.25 *** x 3 ***

DP 4 - 2.25 *** x 3 ***

Door Cope & Pattern

DC 5 - 2.25 *** x 2.375 ***



DP 5 - 2.25 *** x 2.875 ***



DC 6 - 2.25 *** x 2.375 ***




DP 6 - 2.25 *** x 2.625 ***

Door Cope & Pattern

DC 7 - 3 *** x 3 ***



DP 7 - 3 *** x 3.5 ***




DC 8 - 1.875 *** x 2.375 ***

DP 8 - 1.875 *** x 2.938 ***

Door Cope & Pattern

DC 9 - 2.25 *** x 2.375 ***



DP 9 - 2.25 *** x 2.625 ***

DC 10 - 1.375 *** x 2.75 ***



DP 10 - 1.375 *** x 2.625 ***

Door Cope & Pattern

DC 11 - 1.563 *** x 2 ***



DP 11 - 1.563 *** x 2.625 ***

DC 12 - 1.75 *** x 2 ***



DP 12 - 1.75 *** x 2.625 ***

Door Cope & Pattern

DC 13 - 1.688 *** x 2.75 ***



DP 13 - 1.688 *** x 3 ***

DC 14 - 1.75 *** x 2.375 ***





DP 14 - 1.75 *** x 3.125 ***




Door Cope & Pattern

DC 15 - 1.75 *** x 3 ***



DP 15 - 1.75 *** x 3 ***

Door Stop



DS 49 - .5 x 1.625

DS 50 - .438 x 1.625

DS 51 - .5 x 1.5

DS 52 - .375 x 1.625

DS 53 - .625 x 1.625

DS 54 - .5 x 1.5

DS 55 - .375 x 1.375

DS 56 - .625 x 1.625

DS 57 - .5 x 1.5

Door Stop



DS 58 - .5 x 1.125



DS 59 - .625 x 1.625



DS 60 - .438 x 1.625



DS 61 - .375 x 1.125



DS 62 - .5 x 1.625



DS 63 - .438 x 1.375



DS 64 - .5 x 1.375



DS 65 - .438 x 1.125



DS 66 - .5 x 1.375



Door Stop



DS 67 - .5 x 1.375



DS 68 - .5 x 1.375



DS 69 - .5 x 1.375



DS 70 - .5 x 1.375



DS 71 - .5 x 1.375



DS 72 - .5 x 1.375



DS 73 - .5 x 1.375



DS 74 - .5 x 1.375



Drawer & Jambs




J 1 - .75 x 4.625




J 3 - .75 x 4.625


Drawer & Jambs




DRW 1 - .625 x 4 *** x .25




DRW 2 - .625 x 4 *** x .375




DRW 3 - .625 x 4 *** x .25




DRW 4 - .625 x 4 *** x .375




DRW 5 - .625 x 4 *** x .25



DRW 6 - .625 x 4 *** x .375




DRW 7 - .625 x 4 *** x .25



DRW 8 - .625 x 4 *** x .375


Drip Cap




DRP 1 - 1.125 x 1.625




DRP 2 - 1.125 x 2



DRP 3 - 1.125 x 2.5



DRP 4 - 1.125 x 3




DRP 5 - 1.125 x 3.5



Chicone

Drip Cap




DRP 6 - 1.625 x 3.5



DRP 7 - 1.625 x 3



DRP 8 - 1.063 x 2.5



DRP 9 - 1.063 x 2




DRP 10 - 1.063 x 1.625

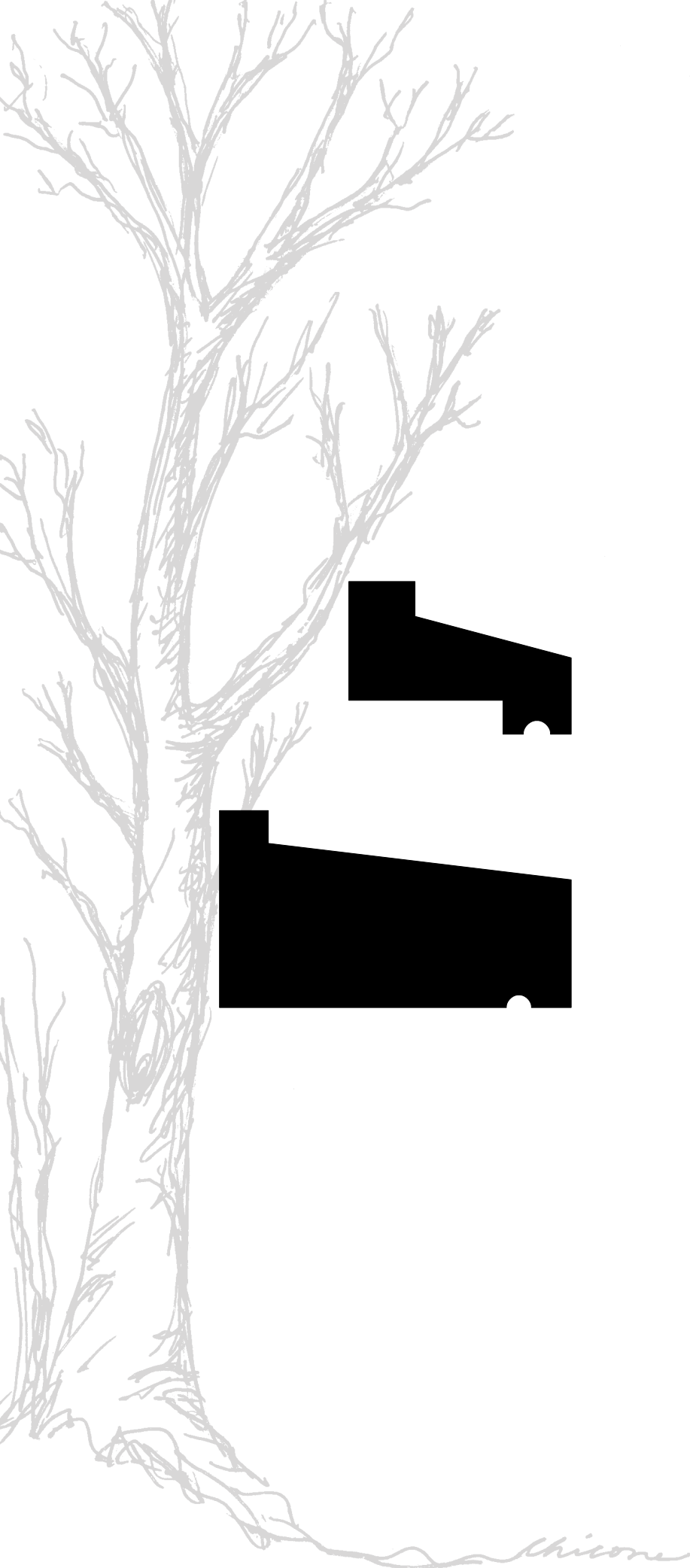
Drip Cap



DRP 11 - 1.063 x 1.5




DRP 121 - 1.375 x 2.375



Chicone

Exterior



Ex 199 - .938 x 3.625

Ex 200 - .938 x 3.75
86517F

Exterior



Ex 201 - 1.188 x 3.25



Ex 202 - 1.207 x 5.5


Exterior



Ex 300 - 2 x 3.75



Ex 301 - 1.25 x 5.75



Ex 302 - 1.25 x 5.75


Exterior



Ex 303 - 1.625 x 3.188




Ex 304 - 1.75 x 6.5




Ex 305 - 2.375 x 3.75

Exterior



Ex 306 - 1.375 x 6.688



Ex 307 - 1.063 to 1.5 x ***



Ex 308 - 1.25 x 2.625



Ex 309 - .75 x 7.875


Exterior




Ex 310 - 1.563 x ***



Ex 311 - 2.875 x .900




Ex 312 - 4.75 x 1 438




Ex 313 - 7.65 x 1.5

Exterior



Ex 314 - 3.563 x 5.75



Ex 316 - 2.375 x 1.813

Exterior

Ex 318 - 1.5 x 2.913

Ex 315 - 2.563 x 5

Ex 319 - 1 x 1.032



Exterior



Ex 320 - 1.563 x 7.5



Ex 321 - 1.625 x 8

Face Frame Bead



FF Bead 187 - .25 x .688



FF Bead 250 - .313 x .688



FF Bead 375 - .438 x .75



FF Bead 250 notch - 1.5 x .25



Chicone

Flooring & Transitions



FT 001 - .625 x 1.375



FT 001a - .5 x 1.375



FT 002 - .625 x 1.125



FT 002a - .5 x 1.125



FT 003 - .625 x 1.5



FT 003a - .5 x 1.5



FT 004 - .313 x 1.125



Flooring & Transitions




DT 1 - .625 x ***



DT 2 - .625 x ***



DT 3 - .625 x ***



DT 4 - 1.5 x ***



DT 5 - .75 x 4.875 ***



DT 6 - 1.5 x 4.875

Flooring & Transitions



SCR 150 - .25 x 1.375



SCR 155 - .375 x ***



SCR 160 - .375 x ***



Flooring & Transitions



ST 001 - 1 x 8 ***

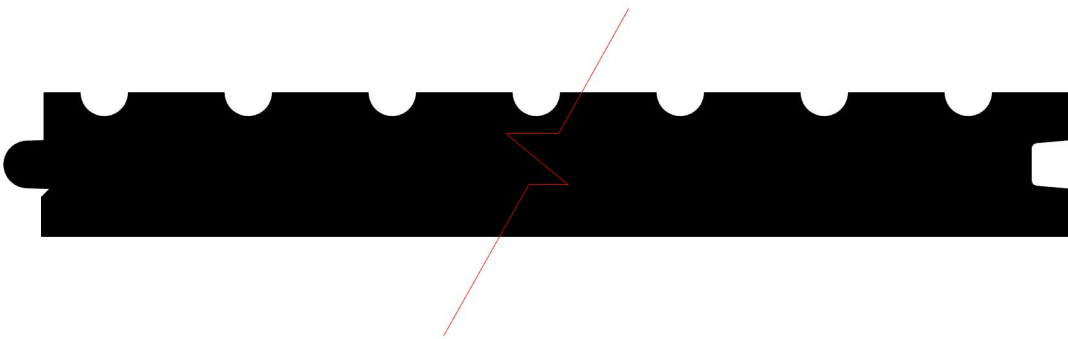


ST 002 - 1.063 x 8 ***



ST 003 - 1.125 x 8 ***

Flooring & Transitions




F 1 - .75 x ***
TGB116-6



F 20 - 1 x 5 ***
96332 T


Handrail



HR 1 - 1.625 x 2.625




HR 2 - 1.625 x 2.625




HR 3 - 1.75 x 2.5

HR 4 - .25 x 1.063


Handrail



HR 5 - 2.5 x 2.5



HR 6 - 1.875 x 2.25




HR 7 - 2.25 x 2.25


Handrail



HR 8 - 2.25 x 2.75



HR 9 - 2.625 x 2.625




HR 10 - 1.75 x 2.75
New England Colonial

Handrail




HR 11 - 1.125 x 1.75




HR 12 - .75 x 1.625



HR 13 - 1.625 x 3.5




HR 14 - 1.625 x 2.5




HR 15 - 1.625 x 3.625

Handrail




HR 16 - 1.625 x 3.625




HR 17 - 3 x 3.375
Neoclassical

Handrail



HR 18 - 2.25 x 2.625




HR 19 - 1.75 x 6




HR 20 - 3.688 x 3.438


Handrail




HR 21 - 1.813 x 28




HR 22 - 1.313 x 2.25



HR 23 - 1.5 x 1.688



HR 24 - 1.25 x 2.25




HR 25 - 1.5 x 1.688




Handrail




HR 26 - 1.75 x 1.75



HR 35 - 1.813 x 3.5




HR 36 - 2.188 x 2.188




HR 37 - 2.375 x 2.25


Handrail



HR 38 - 1.625 x 1.75




HR 39 - 1.625 x 4***




HR 40 - 3.625 x 3.813
Italiante


Handrail



HR 41 - 2.75 x 4.75




HR 42 - 2.813 x 3




HR 43 - 2.625 x 2.625
Georgian


Handrail



HR 44 - 1.375 x 2.313



HR 45 - 2.75 x 2.75



HR 46 - 1.313 x 2.25



HR 47 - 1.625 x 3


Handrail




HR 48 - 1.75 x 2.75




HR 49 - 1.75 x 2.75




HR 50 - 1.75 x 2




HR 51 - 1.75 x 2.5




Handrail




HR 52 - 2 x 2



HR 53 - 1.75 x 1.75




HR 54 - 1.625 x 1.75



HR 55 - 3.188 x 3.5

Handrail



HR 56 - 1.75 x 2




HR 57 - 1.375 x 2



HR 58 - .375 x 1.75



HR 59 - 1 x 3.125




HR 60 - 1.75 x 4.25

Handrail




HR 61 - 1.75 x 2.75



HR 62 - .375 x 1.25



HR 63 - .75 x 2.5



HR 64 - 1.75 x 2.75




HR 65 - .375 x 1.75




Chicone


Handrail



HR 66 - 3.5 x 2.875
Craftsman/Pellicano




HR 67 - 1.625 x 1.563




HR 68 - 1 x 4.25
100866


Handrail



HR 69 - 1.548 x 5



HR 70 - 2.44 x 4




HR 71a - .5 x 1.5

HR 71 - 1.875 x 3.375


Handrail



HR 72 - 2.938 x 2.938
Palladian



HR 73 - 2.438 x 2.688



HR 74 - 2.25 x 2.625


Handrail



HR 75 - 2.25 x 2.688



HR 76 - 3 x 2.125




HR 77 - 3.688 x 3.063


Handrail



HR 78 - 3.75 x 3.063




HR 79 - 2.313 x 3.375




HR 80 - 1.625 x 1.75

Handrail



HR 81 - 2.75 x 2.75




HR 82 - 3 x 2.625
French Baroque


Handrail



HR 83 - 3.375 x 2.75




HR 84 - 2 x 2.25



HR 85 - 1.875 x 6


Handrail



HR 86 - 2.75 x 2.75




HR 87 - 1.25 x 5.5




HR 88 - 2.75 x 5.5


Handrail



HR 89 - 3.5 x 2

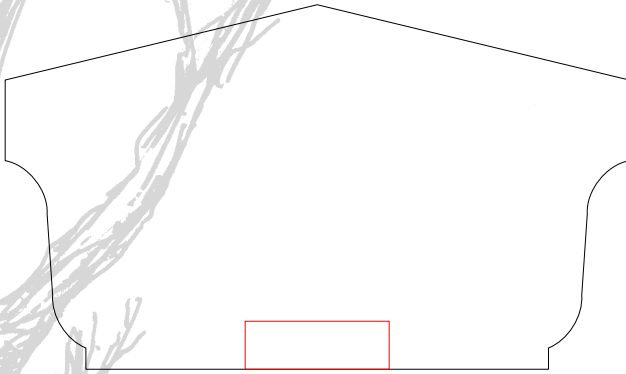


HR 90 - 1.875 x 3.25
Bungalo

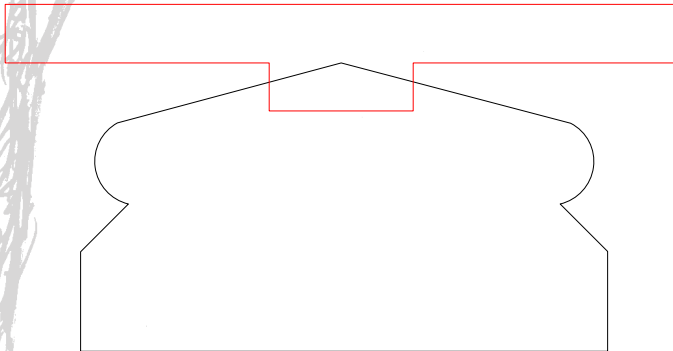


HR 91 - 1.5 x 2.75
Bungalo

Handrail



HR Bottom Groove
.75 x .25




HR Top Groove
groove .75 x .25 x 3.5


Handrail



HR 92 - 3 x 2.625



HR 93 - 3.5 x 1.5




HR 94 - 2.313 x 2.625


Handrail



HR 95 - 3.5 x 1.813



HR 96 - 2 x 3




HR 97 - 2.125 x 2.875
Colonial Revival


Handrail



HR 1200 - 3 x 3
Federal



HR 1450 - 1.5 x 3.5



HR 1400 - 1.5 x 4




HR 1500 - 1.5 x 5.5

Handrail


HR 1550 - 1.5 x 5.5




HR 1551 - 1.125 x 3.125
Art Deco




HR 1552 - 2.75 x 3.5




Handrail



HR 4625 - 3 x 4.625
Chesapeake Colonial



HR 6010 - 2.25 x 2.375



HR 6011 - 2.5 x 2.5
Octagon

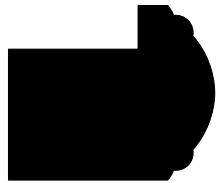
Lightrail



LRN 12 - 1 x 2




LRN 100 - .75 x 1.188




LRN 101 - 1 x 1.188



LRN 102 - .75 x 1.125



LRN 175 - .75 x 2



LRN 187 - .813 x 2.188

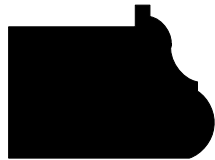


Chicone

Lightrail



LR 189 - 1.5 x 2.625



LRN 190 - .875 x 1.188

Chicone

Mantle



M 1 - 2.25 x 3



M 2 - 1.25 x 3.375



M 3 - 1.688 x 4.375




M 4 - 1.75 x 5


Mantle




M 5 - 1.25 x 5.75




M 6 - 1.25 x 5.75



M 6a - 1.125 x 5




M 7 - 1.125 x 5




M 8 - 1.125 x 4


Mantle



M 9 - 1 x 3



M 10 - 1.25 x 5.5



M 11 - 2 x 5.5



M 12 - 2.375 x 8

Mantle

M 13 - 1.875 x 6.5




M 14 - 4.75 x 3.5




M 15 - 1.5 x 7.5




Nosing




N 1 - .75 x 1.313




N 2 - .688 x 1.125



N 3 - .813 x 1.563




N 4 - 1 x 1.75



N 6 - .781 x 1.563




N 7 - .75 x 1.625




N 8 - 1.125 x 1.75


Nosing




N 9 - .5 x .75




N 11 - .593 x 1.188




N 12 - 1 x 2




N 13 - 1.047 x 2



N 14 - .938 x 1




N 15 - .625 x 1.563



N 16 - 1.25 x 1.25

Nosing



N 20 - 1.063 x 2




N 21 - 1.063 x 1.75



N 22 - .75 x 1.5



N 23 - .75 x 1.25



N 24 - .75 x 1.125



N 25 - .625 x .75



Nosing



N 26 - .5 x .625



N 27 - .375 x .5



N 28 - .25 x .375



N 29 - .313 x .313



N 30 - .375 x .375




N 31 - .5 x .563




N 32 - .625 x .625




N 33 - .75 x .75




N 34 - 1.375 x 2.25




Nosing




N 35 - .563 x .875




N 36 - .5 x 1.5




N 37 - .5 x 1.5




N 38 - .5 x 1.5




N 39 - .5 x 1.5




N 40 - .5 x 1.5



N 41 - .5 x 1.5




N 42 - .5 x 1.5




N 43 - .625 x 1.5

Nosing



N 44 - .625 x 1.25



N 45 - .625 x 1.25



N 46 - .625 x 1.25



N 47 - .5 x 1.5



N 48 - .5 x 1.5



N 49 - .625 x 1.25



N 50 - .625 x 1.25



N 51 - .5 x 1.5



Nosing



N 52 - .375 x 1



N 53 - .375 x 1



N 54 - .375 x 1



N 55 - .375 x 1



N 56 - .375 x 1



N 57 - .5 x 1.5



N 58 - .625 x 1.25



N 59 - .375 x 1



N 60 - .375 x 1



N 61 - .375 x 1

Nosing

N 62 - .375 x 1
Berl



N 62 a .375 x 1.625
Berl



N 63 - .375 x 1




N 64 - .375 x 1




N 65 - 1.75 x 2.375




N 66 - 1.5 x 1.75




N 67 - 1.5 x 1.75




Nosing



N 68 - 1.5 x 1.75



N 69 - 1.5 x 1.75



N 70 - 1.5 x 1.75



N 71 - .375 x 1




N 72 - .375 x 1




Nosing




N 73 - 1.125 x 2



N 74 - 1.688 x 5



N 75 - 1.313 x 1.875



N 76 - 1.625 x 5.188

Nosing



N 77 - 1.75 x 3.188



N 78 - 1.563 x 2.188



N 80 - .5 x 1.5
Berl



N 81 - .5 x 1.5
Berl



N 82 - .5 x 1.5
Berl



N 83 - .5 x 1.5
Berl

Nosing



N 84 - .313 x .938
Berl



N 85 - .375 x 1.5
Berl



N 86 - .625 x 2.5
Berl



N 88 - .5 x 1.5
Berl



N 89 - .7 x .7
Pellicano



N 90 - 1.5 x 2.75



N 102 - *** x 1.375
Garnet



Chicone


Nosing




N 100 - *** x 1.375



N 101 - *** x 1.375



N 103 - 1.313 x 2.5



N 104 - 2.875 x 3.125

Nosing



N 105 - 1.125 x 1.875



N 106 - 1.125 x 3.25



N 107 - .75 x 1.25



N 109 - 1.75 x 1.75



N 110 - .75 x 1.75

Panelling



PL 1 - .438 x 3.25



PL 2 - .438 x 4.25



PL 3 - .438 x 3.25



PL 4 - .438 x 4.25



PL 5 - .438 x 5.25



PL 6 - .438 x 6.25



PL 5 - .438 x 2.468



PL 10 - .75 x 3.5 ***
78363-2
Pellicano


Panelling



PL 10 a - .75 x 3.5 ***



PL 11 - .75 x 3.25



PL 12 - .75 x 4.25



PL 13 - .75 x 5.25




PL 14 - .438 x 3.25



PL 15 - .438 x 4.25




PL 16 - .438 x 5.25




PL 17 - .75 x 3.25


Picture Frame




PF 1 - $\frac{3}{4}$ x 2.375




PF 2 - $\frac{3}{4}$ x 3.25




PF 3 - 1 x 2



PF 4 - .625 x 2



PF 5 - .625 x 2.375



PF 6 - .875 x 1.625


Picture Frame



PF 7 - .75 x 1.5



PF 8 - .75 x 1.5




PF 9 - .688 x 1.125



PF 10 - .75 x 1.25




PF 11 - .875 x 1.063



PF 12 - 1 x 1.688



Picture Frame



PF 13 - .75 x 1.813




PF 14 - .75 x 3.5



PF 15 - .5 x .75




PF 16 - .5 x .75




PF 17 - .75 x .938



PF 18 - .438 x .563



PF 19 - .75 x .875



PF 20 - .688 x .938



Chicone

Picture Frame

PF 21 - .875 x 1

PF 22 - .75 x 2

PF 23 - .75 x 2

PF 24 - 1 x 1.5

PF 25 - .813 x 1.25

PF 26 - 1 x 1.5

PF 27 - .75 x 1.75



Picture Frame



PF 28 - .625 x 1



PF 29 - .75 x 1



PF 30 - .625 x .75



PF 31 - .563 x 1




PF 32 - .75 x 1.5



PF 100 - .75 x 1



PF 101 - .75 x 1.063



Picture Frame



PF 105 - .75 x 1.032




PF 125 - .75 x 1.625



PF 130 - .75 x 1.032




PF 135 - .75 x 1




PF 147 - .75 x 1.625



PF 258 - .75 x 2.625




PF 531 - 1 x 1.531



Picture Frame



PF 581 - .625 x 1




PF 582 - .725 x 2.875



PF 583 - .438 x 1.25




PF 584 - 1.188 x 2.5




Chicone


Picture Rail




PR 1 - .688 x 2.25




PR 2 - .688 x 1.75




PR 3 - .75 x 2.25




PR 4 - .75 x 1.75



PR 5 - .75 x 1.75




PR 6 - .75 x 1.75




PR 6a - .75 x 1.5


Picture Rail




PR 7 - .688 x 1.375




PR 8 - .75 x 1.375




PR 9 - .75 x 1.375




PR 10 - .75 x 1.375



PR 11 - .875 x 1.875



PR 12 - .875 x 1.813



PR 13 - .75 x 2

Picture Rail



PR 14 - .875 x 1.875




PR 15 - .688 x 1.438



PR 16 - .75 x 1.188



PR 17 - .75 x 1.813



PR 18 - .75 x 1.563



PR 19 - .75 x 1.5



PR 20 - .75 x 1.75



Picture Rail




PR 21 - .75 x 1.75



PR 22 - .75 x 1.438




PR 23 - 1.125 x 2.938



PR 24 - 1.25 x 2.938



PR 25 - .75 x 2.625



PR 26 - 1.063 x 2.125

Picture Rail



PR 27 - .75 x 1.438




PR 28 - .688 x 1.688



PR 29 - .75 x 1.75



PR 30 - .813 x 2.375



PR 31 - .813 x 1.813
80666-1



PR 32 - .813 x 1.813



Plate Rail



PLR 1 - .875 x 5



PRL 2 - .75 x 3.625



PLR 3 - .75 x 3



PLR 4 - .75 x 2.5



PLR 5 - .75 x 2.5



PLR 6 - .75 x 5.125

Plynth




PNTH 1 - 1.75 x 4.625



PNTH 2 - .813 x 3.75




PNTH 3 - 1.25 x 4.625




PNTH 4 - 2.125 x 5.5


Plynth



PNTH 5 - 1.875 x 5.5




PNTH 6 - 2.125 x 6.25




PNTH 7 - 2.25 x 6

Plynth



PNT8 - 2.188 x 5.563



PNT9 - 1.875 x 5.5



PNT10 - 2.75 x 7.125


Plynth



PNTH 10a - 1 x 1.813



PNTH 11 - 1.313 x 4.563



PNTH 12 - 1.875 x 7.25



PNTH 13 - 1.875 x 3.875

Plynth




PNTH 14 - 1.5 x 3.688



PNTH 15 - 1.75 x 5.688




PNTH 16 - 1.375 x 5.313



PNTH 17 - 1.813 x 5.75

Plynth



PNTH 18 - 2.563 x 5.813



PNTH 19 - 1.125 x 3.75



PNTH 20 - 1.5 x 4.125



PNTH 21 - 1.5 x 4.188

Plynth




PNTH 22 - .906 x 4.188



PNTH 23 - 1.5 x 5.5



PNTH 24 - 1.75 x 4.75



PNTH 25 - 1.188 x 4.25


Plynth




PNTH 26 - 2.313 x 5.75



PNTH 27 - 1.688 x 4.875




PNTH 28 - 1.25 x 4.188




PNTH 29 - 2.063 x 5

Plynth


PNTH 30 - 2.188 x 8.375



PNTH 31 - 2.063 x 6.875




PNTH 32 - 1.938 x 5




Plynth


PNTH 33a - 2.188 x 6.875



PNTH 33b - 2.188 x 6.875




PNTH 33c - 2.188 x 6.875



Plynth



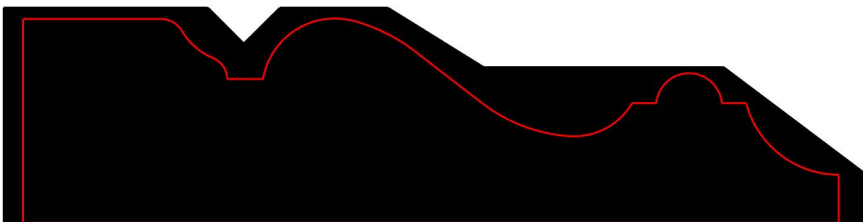
PNTH 34b - 2.125 x 6.813



PNTH 34a - 2.125 x 3.813




PNTH 35 - 1.063 x 5.313



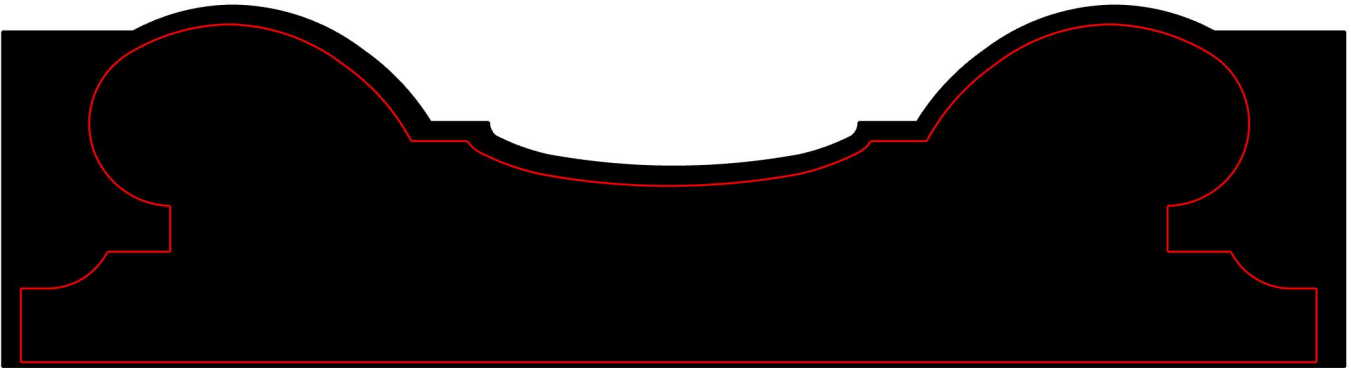
PNTH 36 - 1.125 x 4.5

C 48 - 1.063 x 4.25

Plynth




PNTH 37 - 2.063 x 5.906



PNTH 38 - 1.875 x 7

C 273 - 1.75 x 6.75




PNTH 39 - 1.875 x 7.25

C 287 - 1.75 x 7

Plynth

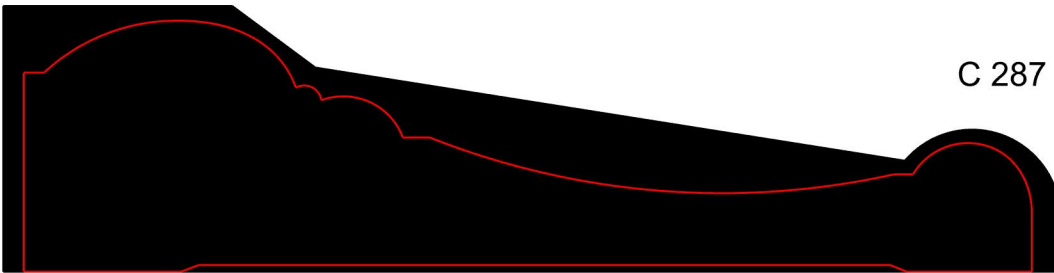
PNTH 40 - 1.875 x 7.25

C 287 - 1.75 x 7




PNTH 41 - 1.375 x 5.5

C 287 a - 1.313 x 5.25



PNTH 42 - 1.375 x 5.5

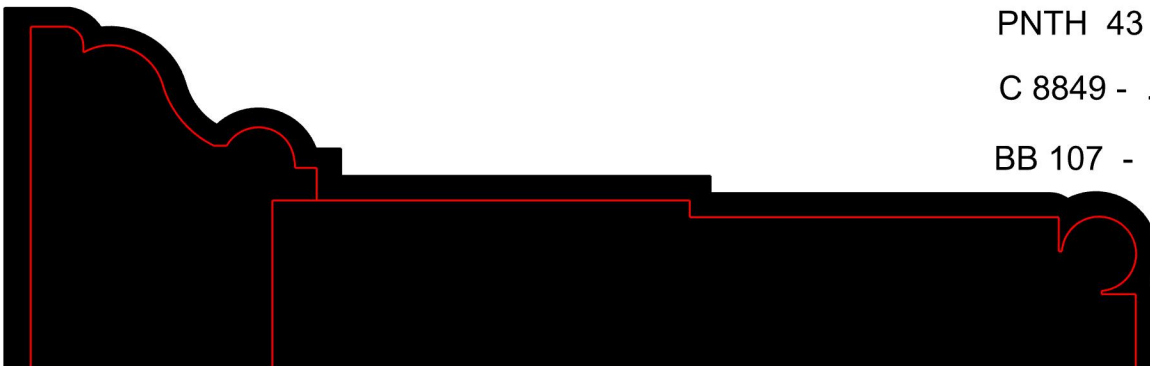
C 287 a - 1.313 x 5.25



PNTH 43 - 1.875 x 6

C 8849 - .875 x 4.5

BB 107 - 1.5 x 1.625



Plynth



PNT44 - 1.188 x 5.125



PNT45 - 1.5 x 4.75



PNT46 - .875 x 2.813




PNT47 - .938 x 3.75




PNT48 - 1.25 x 4.75


Plynth



PNTH 49 - 2.063 x 5.5

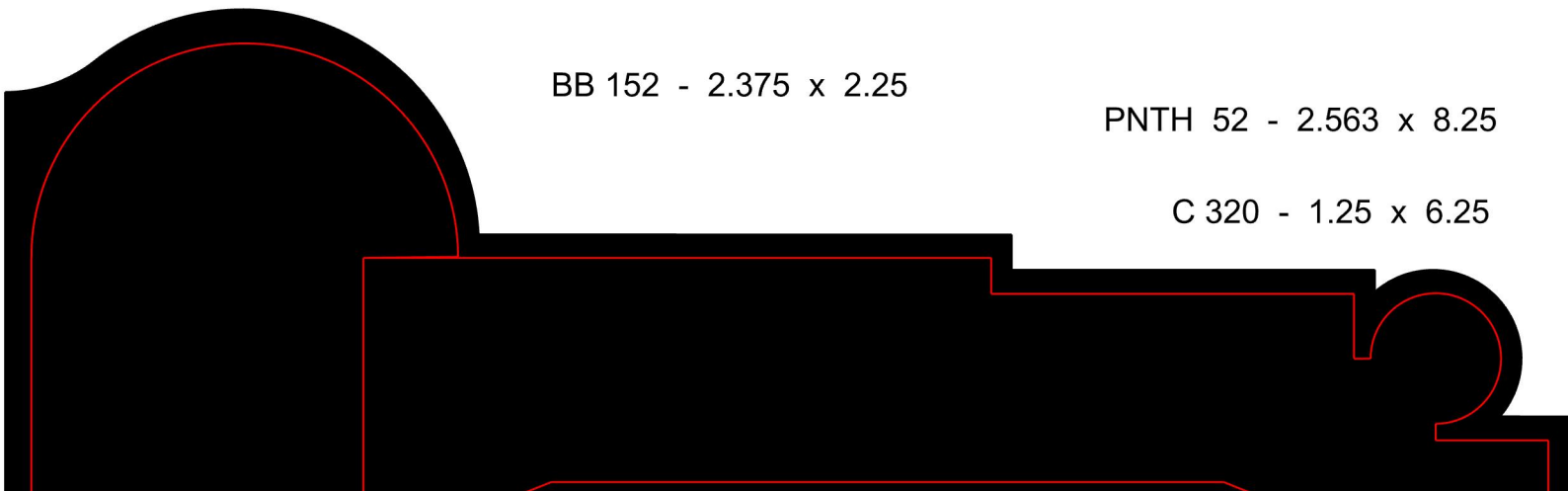


PNTH 50 - 1.313 x 9



PNTH 51 - 1.875 x 4.438

C 8850 - 1.75 x 4.188

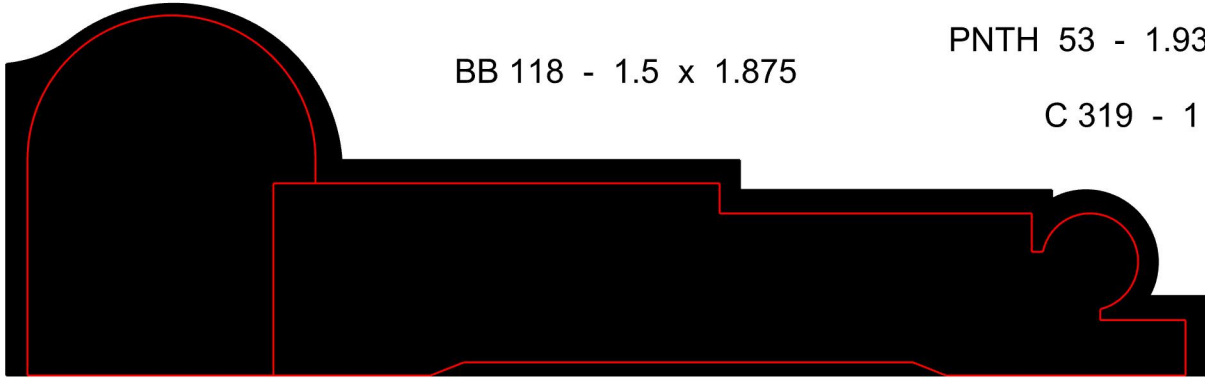


BB 152 - 2.375 x 2.25

PNTH 52 - 2.563 x 8.25

C 320 - 1.25 x 6.25


Plynth



BB 118 - 1.5 x 1.875

PNTH 53 - 1.938 x 6.25


C 319 - 1 x 4.75



PNTH 54 - 2.125 x 6.625



PNTH 55 - 1.625 x 4.75




PNTH 56 - 1.625 x 3.75


Plynth




PNTH 57 - 1.625 x 3.75



PNTH 58 - 2.125 x 6.625



PNTH 59 - 1.625 x 6.5



PNTH 60 - 1.781 x 4.5

Plynth




PNTH 61 - 1.938 x 6.5



PNTH 62 - 1.438 x 4.375

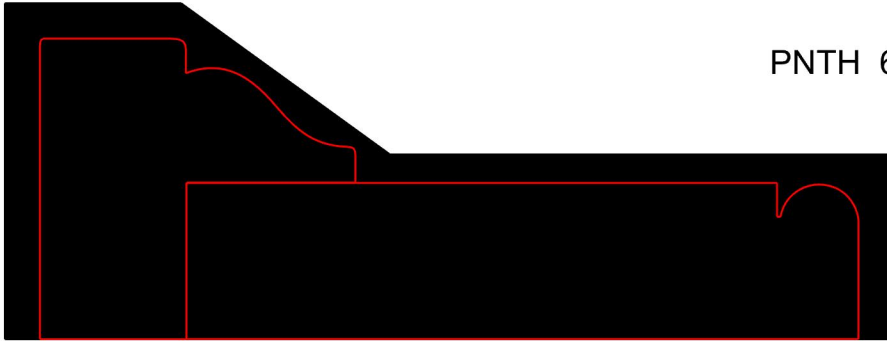


PNTH 63 - 2 x 5.688

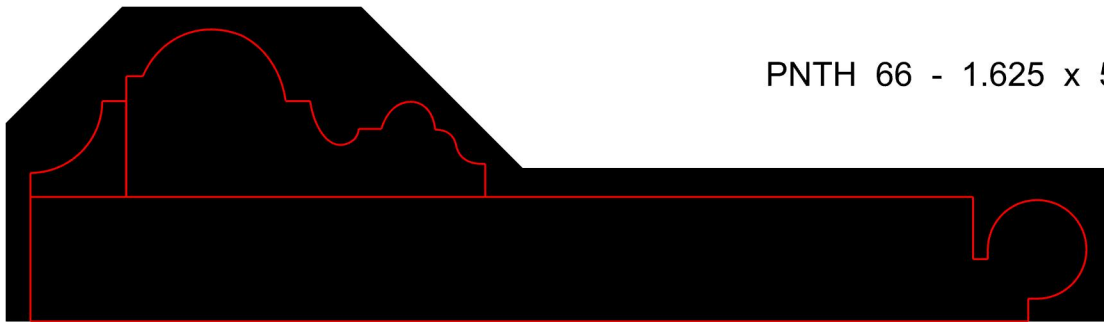


PNTH 64 - 1.125 x 4.5

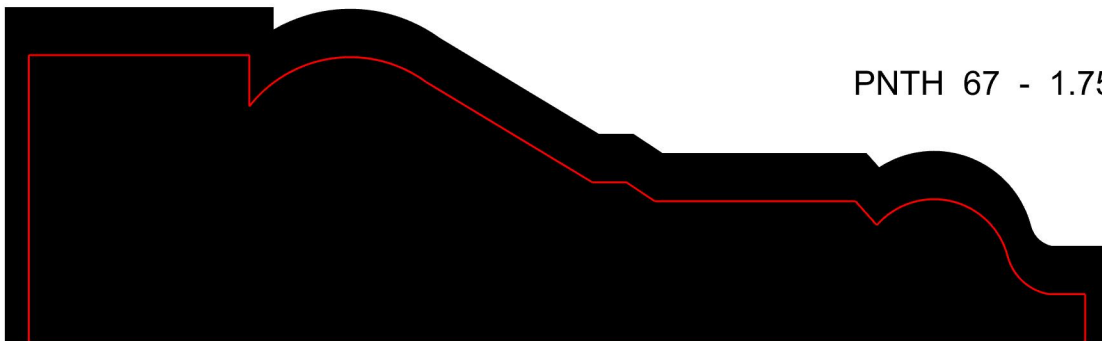
Plynth



PNTH 65 - 1.75 x 4.625



PNTH 66 - 1.625 x 5.75




PNTH 67 - 1.75 x 5.75

C 8856 - 1.5 x 5.5


Quarter Round




QR 1 - 1.063 x 1.125



QR 2 - 1.063 x 1.063



QR 3 - .875 x .875



QR 4 - .75 x .75



QR 5 - .625 x .625



Chicone

Quarter Round




QR 6 - .5 x .5




QR 7 - .375 x .375



QR 8 - .25 x .25



QR 9 - 1 x 1



QR 10 - 2.75 x 3.5




Quarter Round




QR 11 - 1.75 x 1.75



QR 12 - .625 x .625



QR 13 - 1.375 x .875



QR 14 - 1.5 x 1.5



QR 15 - 1 x 1




Chicone


Quarter Round



QR 16 - 1.313 x 1.5



QR 17 - 1.375 x 1.375



QR 18 - 1.125 x 1.563



Chicone

Shoe Molding




SM 1 - .5 x 1.125



SM 2 - .438 x .688



SM 3 - .5 x .75



SM 4 - .75 x .75



SM 5 - .437 x .75



SM 6 - .625 x .75



Chicone

Shoe Molding



SM 7 - .5 x .75



SM 8 - .25 x 1.25



SM 9 - .5 x 1.25



SM 10 - .375 x .75



SM 11 - .625 x 1



SM 12 - .5 x .75



Chicone

Shoe Molding



SM 13 - .5 x 1.25



SM 14 - .5 x 1.25



SM 15 - .625 x .875



SM 16 - .375 x .75



SM 17 - .375 x .75



SM 18 - .5 x .75

Shoe Molding



SM 19 - .5 x .75




SM 20 - .625 x .625



SM 21 - .625 x 1.25



SM 22 - .5 x .75



SM 23 - .75 x .625



SM 24 - .438 x 1.125

Shoe Molding



SM 25 - .5 x .5



SM 26 - 1.25 x .5



SM 27 - 1.313 x .625



SM 28 - .438 x .313



SM 29 - .625 x .688



SM 30 - .625 x .625



SM 31 - .375 x 1.375



Chicone

Shoe Molding



SM 32 - 1.5 x .875




SM 33 - .375 x .938



SM 34 - .563 x .813



SM 35 - .375 x 1



SM 36 - .938 x .625

Shoe Molding



SM 38 - .875 x .375



SM 39 - .75 x 1



SM 40 - .75 x .875




SM 75 - .5 x .75

Siding




SD 1 - .75 x 1.75




SD 2 - .75 x 1.75



SD 3 - .75 x 2.75




SD 4 - .75 x 1.75




SD 5 - .75 x 3



SD 6 - .75 x ***



SD 7 - .75 x 2



Siding



SD 8 - .75 x ***



SD 9 - .75 x ***




SD 10 - .75 x ***



SD 11 - .75 x ***



SD 12 - .75 x ***



SD 13 - .75 x ***



SD 14 - .75 x ***

Siding



SD 15 - .75 x ***




SD 16 - .75 x ***



SD 17 - .75 x ***



SD 18 - .75 x ***



SD 19 - .75 x ***



SD 20 - .75 x ***



SD 21 - .75 x ***

Siding



SD 22 - .75 x 5.5



SD 23 - .75 x 5.5



SD 24 - .75 x ***



SD 25 - .75 x 5.5



SD 26 - .75 x 5.5



SD 27 - .75 x 5.5



SD 28 - .75 x ***

Siding



SD 29 - .75 x ***




SD 30 - .75 x ***




SD 31 - .75 x ***



SD 32 - .75 x ***



SD 33 - .75 x ***



SD 34 - .75 x ***



SD 35 - .75 x 5.5

Siding



SD 36 - .75 x ***



SD 37 - .75 x ***



SD 38 - .75 x ***



SD 39 - .75 x ***



SD 40 - .75 x ***



SD 41 - .75 x ***



SD 42 - .75 x 5.5

Siding




SD 43 - .75 x ***




SD 44 - .75 x ***



SD 45 - .75 x ***



SD 46 - 1.5 x ***




SD 47 - 1.5 x ***


Siding



SD 48 - 1.5 x ***



AS 49 - 1.5 x ***



AS 50 - 1.5 x ***



AS 51 - .75 x ***




AS 52 - .75 x ***

Siding



SD 53 - 1.5 x 5.5



SD 54 - 1.5 x 7.125




SD 55 - .75 x 6.75



SD 56 - .375 x 3



SD 57 - .625 x 5



SD 58 - .75 x 8.875

Siding



SD 59 - .375 x 3



SD 60 - .75 x 5



SD 61 - .813 x 6.813




SD 62 - .75 x 3.375



SD 63 - .75 x 8



SD 64 - .75 x 5



SD 65 - .813 x 2.563

Siding



SD 66 - .75 x 6




SD 67 - .625 x 4.938



SD 68 - .875 x 3.063




SD 69 - .75 x 3.5



SD 70 - 2.5 x 5.313


Siding




SD 71 - 1.75 x 5.25



SD 72 - .5 x 6.25



SD 73 - .75 x 6.563



SD 74 - .875 x 3



SD 75 - .75 x 4.813



SD 76 - 1 x 5.563

Siding



SD 77 - .813 x 3.438



SD 78 - .75 x 5.5



Chicone

Sill | Table



S 1 - 1.063 x 3




S 1_2.25 - 2.25 x 4



S 2 - 1.063 x 3.75



S 3 - .75 x 3.25



S 4 - 1.063 x 3.75

Sill | Table




S 5 - .75 x 4.5



S 6 - 1.125 x 3.75



S 7 - 1.125 x 5.75



S 8 - 1.125 x 6.625



S 9 - 1.063 x 5.5



S 10 - .75 x 3.25

Sill | Table



S 11 - 1.125 x 3.25



S 12 - 1.125 x 4.25



S 13 - .75 x 7.25



S 14 - 1.125 x 3.625



S 15 - .75 x 2.75



S 16 - .75 x 2.875

Sill | Table



S 17 - 1.125 x 3.25



S 18 - 1.125 x 3.25



S 19 - 1.125 x 3.25




S 20 - 1.125 x 3.5




S 21 - 2 x 4

Sill | Table



S 22 - 1 x 2.75



S 23 - 1.5 x 5.5




S 24 - 2.188 x ***



S 25 - 1 x 2.063



Sill | Table



S 26 - 1.5 x 3.938




S 27 - 1.25 x 4.688



S 28 - 1.75 x 5.813




S 29 - 1.188 x 3.313



S 30 - 1.063 x 1.938

Sill | Table




S 31 - 1.25 x 3.25




S 32 - 1.25 x 2.438



S 33 - 1.375 x 5.5



S 34 - .813 x 1.813



S 35 - 1.25 x 3.438

Sill | Table



S 36 - 1.5 x 3.688



S 37 - 1.5 x 4.125



S 38 - 1 x 3.688



S 39 - 1.625 x 2.875


Sill | Table



WS 14 - .75 x ****



WS 15 - .75 x ****



WS 16 - .75 x ****




WS 17 - .75 x ****



WS 18 - .75 x ****



Trim



T 1 - .875 x .813



T 2 - .75 x .5




T 3 - .75 x .5



T 4 - .625 x .5



T 5 - .5 x 1.375



T 6 - 1.25 x 1.75



T 7 - .625 x .75



Trim



T 8 - .75 x 1.125



T 9 - .438 x .5



T 10 - .375 x .75



T 11 - .688 x 1



T 12 - .5 x .75



T 13 - .5 x .75



T 14 - .625 x .625



T 15 - .5 x .438



T 16 - .438 x 1



Trim



T 17 - .5 x 1.75



T 18 - .375 x 1



T 19 - .688 x 2.75



T 20 - .75 x 1.438



T 21 - .625 x .75



T 22 - .5 x 1.5



T 23 - .625 x .75




T 24 - .5 x .75



Chicone

Trim




T 25 - .75 x 1



T 26 - .5 x 2



T 27 - .813 x .875



T 28 - 1.125 x 1.063



T 29 - .5 x 1



T 30 - .438 x 1.25




T 31 - .375 x .75




T 32 - .75 x 1




Trim




T 33 - .688 x 1.25




T 34 - .5 x 1.125




T 35 - 1.188 x 1.438




T 36 - .688 x 1.75




T 37 - .625 x 1.125



T 38 - .625 x .938



T 39 - .688 x 2



T 40 - .5 x 1.938


Trim



T 41 - .5 x 1




T 42 - .688 x .875



T 43 - .688 x .938



T 44 - .688 x 1.563



T 45 - .938 x 2.688




T 46 - .5 x 1.188



T 47 - .563 x .438



T 48 - .5 x .375




Chicone

Trim



T 49 - .75 x 1




T 50 - .75 x 1.188



T 51 - .5 x .875



T 52 - .75 x 1.625



T 53 - 1.125 x 2.625



T 54 - .5 x 1.75



T 55 - .563 x 2




T 56 - .313 x 1.125




Chicone


Trim




T 57 - .313 x 1.25




T 58 - .5 x 2.75




T 59 - .625 x 1




T 60 - .75 x 1.375




T 61 - .813 x 1.938



T 62 - 1.125 x 1.688



T 63 - .813 x 1.313



T 64 - .938 x .563



Trim



T 65 - .813 x .813



T 66 - .313 x .688



T 67 - .5 x 2.375




T 68 - .5 x .625



T 69 - .5 x 1




T 70 - .75 x 3



T 71 - .75 x 1.125



T 72 - .75 x 1.625




Trim



T 73 - 1 x 1.438



T 74 - 1.5 x 1.75



T 75 - 1.188 x 1.313



T 76 - .5 x .938



T 77 - .75 x 1.375



T 78 - .375 x .75



T 79 - .625 x .938



Trim



T 80 - .563 x .813



T 81 - .75 x 1.5



T 82 - 1.75 x 1.625



T 83 - .625 x 1.813



T 84 - .813 x .688




T 85 - .938 x .875




Chicone


Trim




T 86 - .625 x .875




T 87 - .625 x 1.5




T 88 - .813 x 1.75




T 89 - .5 x 1.875




T 90 - .75 x 2.25



T 91 - .625 x 1.375



T 92 - .875 x 1



T 93 - 1 x 1.875


Trim




T 94 - .75 x 2.063



T 95 - .75 x .75



T 96 - 1.125 x 1.125



T 97 - 1 x .875




T 98 - .75 x .75



T 99 - .375 x 2



T 100 - .5 x 2



Chicone


Trim



T 101 - .625 x 2.25



T 102 - .938 x 1.438



T 103 - 1.125 x 1.188



T 104 - .75 x 1.375



T 105 - .688 x .938



T 106 - .563 x .813



T 107 - .75 x .875



Trim




T 108 - .219 x .625




T 109 - .75 x .75




T 110 - .438 x 1



T 111 - .688 x .938



T 112 - .938 x .938




T 113 - 1.313 x 1.938




T 114 - .75 x .5




Trim




T 115 - .75 x .938




T 116 - .688 x .75




T 117 - 1.313 x 1.75




T 118 - .563 x 1.375



T 119 - .563 x 1.5



T 120 - .938 x 2.5



T 121 - .938 x 2.25



Trim



T 122 - .5 x .563




T 123 - .463 x 1.75



T 124 - .75 x 1.5



T 125 - .688 x 2.375



T 126 - .75 x 1.375



T 127 - 1.75 x 4



T 128 - 1.313 x 3.5

Trim

T 129 - .75 x 7.688



T 130 - 1 x 2




T 131 - .563 x 1.5




T 132 - .75 x .625




T 133 - .5 x .375



T 134 - .875 x 1.25



T 135 - .75 x 2.063



Chicone


Trim



T 136 - .813 x 2.625




T 137 - .75 x 1.625




T 138 - 1 x 1.5




T 139 - .375 x 1.25



T 140 - 1.5 x 2^{***}
82968-1
11.25 degrees




T 141 - 1.125 x 2
82968-2



T 142 - .938 x 2
82968-3


Trim




T 142 a- 1.125 x 2



T 143 - .375 x .780



T 144 - 1.5 x 2



T 144 a - 1.5 x 2



T 145 - .063 x 3.5
Jefferson furniture
curve beading

Trim



T 146 - .625 x 1.25




T 147 - .375 x 1



T 148 - .5 x 1.25



T 149 - .5 x 1.188



T 150 - .25 x 1.75
Jefferson Bead



T 151 - 1.438 x 1.25 ***
Double .125 round over



T 152 - .625 x .375



Trim



T 153 - .625 x 3.25



T 154 - 1.375 x 7



T 154 a - .75 x 6.25



T 155 - .5 x 1.5
Two .125 radius edges




T 156 - .5 x 1
Two .125 radius edges



T 157- .375 x .75

Trim



N 14 - .938 x 1



N 29 - .313 x .313



N 30 - .375 x .375




N 31 - .5 x .563



N 32 - .625 x .625



N 33 - .75 x .75



N 34 - 1.375 x 2.25

Trim



N 36 - .5 x 1.5



N 37 - .5 x 1.5



N 38 - .5 x 1.5



N 39 - .5 x 1.5



N 40 - .5 x 1.5



N 41 - .5 x 1.5



N 42 - .5 x 1.5



N 43 - .625 x 1.5



N 44 - .625 x 1.25



Chicone

Trim



N 45 - .625 x 1.25



N 46 - .625 x 1.25



N 47 - .5 x 1.5



N 48 - .5 x 1.5



N 49 - .625 x 1.25



N 50 - .625 x 1.25



N 51 - .5 x 1.5



N 52 - .375 x 1



N 53 - .375 x 1



Trim



N 54 - .375 x 1



N 55 - .375 x 1



N 56 - .375 x 1



N 57 - .5 x 1.5



N 58 - .625 x 1.25



N 59 - .375 x 1



N 60 - .375 x 1



N 61 - .375 x 1



N 62 - .375 x 1
Berl



N 62 a .375 x 1.625
Berl

Trim



N 63 - .375 x 1



N 64 - .375 x 1



N 71 - .375 x 1



N 72 - .375 x 1



N 80 - .5 x 1.5
Berl



N 81 - .5 x 1.5
Berl



N 82 - .5 x 1.5
Berl




N 83 - .5 x 1.5
Berl




N 84 - .313 x .938
Berl




Trim




N 85 - .375 x 1.5
Berl




N 86 - .625 x 2.5
Berl




N 88 - .5 x 1.5
Berl



N 89 - 1.5 x 2.75



N 102 - *** x 1.375
Garnet




N 103 - 1.438 x 1.5
Tag Molding
98971-1



N 104 - .438 x 1.063
Sands

Trim



N 105 - 1 x 1.313
Johnson




N 106 - .328 x .75
Johnson


Wainscoting




WC 15 - 1 x 2.188



WC 16 - 1 x 1.875



WC 17 - 1 x 2.25



WC 18 - 1.25 x 2



WC 19 - .813 x 2.375



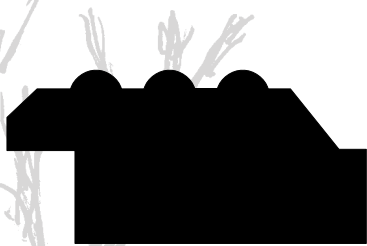
WC 20 - .75 x 1.625



Wainscoting




WC 21 - .75 x 1.938




WC 22 - .875 x 1.875




WC 23 - .75 x 2.125



WC 24 - 1.5 x 2.125



WC 25 - .75 x 2.25



WC 26 - .875 x 2.25




Wainscoting



WC 27 - .75 x 1.75



WC 28 - .75 x 2.625




WC 29 - 1.063 x 2.625




WC 30 - .625 x 2.25




WC 31 - .625 x 1.688




WC 32 - .813 x 2.25




Wainscoting




WC 33 - .875 x 1.875




WC 34 - .75 x 3.25




WC 35 - .5 x 1.75




WC 36 - .563 x 1.875



WC 37 - .813 x 1.75




WC 38 - .875 x 1.75



WC 39 - .938 x 1.625

Wainscoting



WC 40 - 1 x 1.125

WC 41 - 1.5 x 1.625


WC 42 - .75 x 1.25

WC 43 - .75 x 1

WC 44 - 1 x 1.688

WC 45 - .875 x 1.25


Wainscoting




WC 46 - 1.125 x 1.563



WC 47 - .813 x 1.313




WC 48 - .625 x 1.75



WC 49 - 1.063 x 3.25



WC 50 - .75 x 3



WC 51 - 1.063 x 3.375

Wainscoting



WC 52 - .75 x 2.375




WC 53 - 1 x 2.25



WC 54 - .875 x 1.625




WC 55 - .875 x 1.375



WC 56 - .875 x 1.25




WC 57 - .563 x 1.5




Wainscoting




WC 58 - .875 x 1.625



WC 59 - .875 x 1.625



WC 60 - .75 x 1.25



WC 61 - 1.063 x 1.25



WC 62 - .938 x 1.375



WC 63 - .625 x 1.25



Wainscoting




WC 64 - .813 x 2.25




WC 65 - .875 x 2.313



WC 66 - .875 x 1.75




WC 67 - .875 x 1.438



WC 68 - .813 x 1.188




WC 69 - .563 x .875



WC 70 - .875 x 1.75



Wainscotting



WC 71 - .813 x 1.375



WC 72 - .5 x .875



WC 73 - .438 x .875



WC 74 - .625 x .75



WC 75 - .75 x 2



WC 76 - .563 x 1.5



WC 77 - .813 x 1.75



WC 78 - .813 x 2.25



Chicone

Wainscoting



WC 79 - .75 x 1.375



WC 80 - .75 x 1.188



WC 81 - .75 x 1.188



WC 82 - .938 x 1.875



WC 83 - 1.125 x 1.75



WC 84 - .75 x 1.375



Wainscoting



WC 85 - .75 x 1.188




WC 86 - .75 x 1.375




WC 87 - 1.188 x 2.813



WC 87_4.5 - 1.188 x 4.5




WC 88 - .938 x 2.5



WC 89 - 1.063 x 2.313

Wainscoting




WC 90 - 1.063 x 2



WC 91 - 1 x 2



WC 92 - .75 x 2.75



WC 93 - .75 x 2.25



WC 94 - .75 x 1.75



WC 95 - .75 x 1.5



Wainscoting



WC 96 - .75 x .875



WC 97 - .938 x 1.938



WC 98 - 1 x 2.75



WC 99 - .75 x 2.125




WC 100 - 1 x 1.75



WC 101 - .813 x 2



WC 102 - .5 x .938



Wainscoting




WC 103 - .938 x 1.563



WC 104 - .75 x 2.25




WC 105 - 1.25 x 2.375



WC 106 - .813 x 1.75



WC 107 - 1 x 2.125




WC 108 - 1 x 2.375



Wainscoting




WC 109 - 1.063 x 2



WC 110 - .688 x 1.563




WC 111 - .375 x 1.375



WC 112 - .75 x 1.313



WC 113 - .75 x 1.688



WC 114 - 1.75 x 2.875


Wainscoting




WC 115 - 1 x 2.75




WC 116 - .625 x 1.5



WC 117 - .75 x 1.5



WC 118 - 1.063 x 1.875



WC 119 - .875 x 1.125



WC 120 - .660 x 2



WC 121 - .5 x .438



Chicone

Wainscoting




WC 122 - .688 x 1.75



WC 123 - 1 x 2.125



WC 124 - 1 x 2.5




WC 125 - 1.25 x 1.25



WC 126 - .813 x 1.75



WC 127 - .625 x 1.5



Wainscotting


WC 128 - .688 x 1



WC 129 - 1.875 x 3.25




WC 130 - 1.125 x 3.75



WC 131 - 1.25 x 3.313



WC 132 - 1.313 x 3



Wainscoting

WC 133 - .625 x 1.25



WC 134 - .438 x .875



WC 135 - .563 x 1




WC 136 - 1 x 2.125



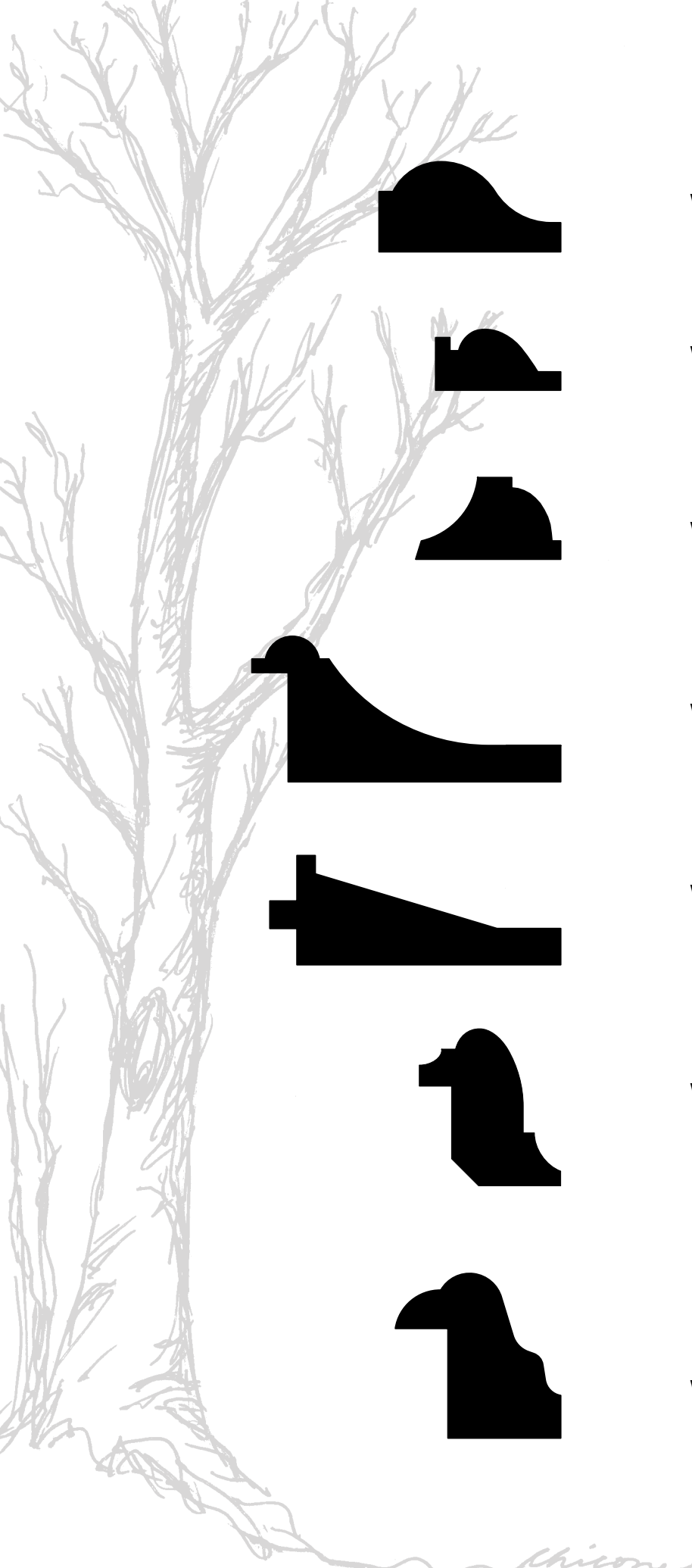

WC 137 - .75 x 2



WC 138 - 1.063 x 1



WC 139 - 1.125 x 1.125




Wainscotting



WC 140 - 1.563 x 2.25




WC 141 - 2 x 3




WC 142 - 1.063 x 1.625





WC 143 - .75 x .75




WC 144 - .938 x 1.188




Wainscoting




WC 145 - .875 x 1.125




WC 146 - .75 x 1.375




WC 147 - 1.063 x 1.25



WC 148 - 1.125 x 1.75



WC 149 - 1.188 x 1.813



WC 150 - 1.188 x 2


Wainscoting




WC 151 - 1.75 x 3.063



WC 152 - 1.125 x 2



WC 153 - .875 x 4



WC 154 - 1.25 x 3

Wainscoting



WC 155 - 1.25 x 2



WC 156 - 1.063 x 2



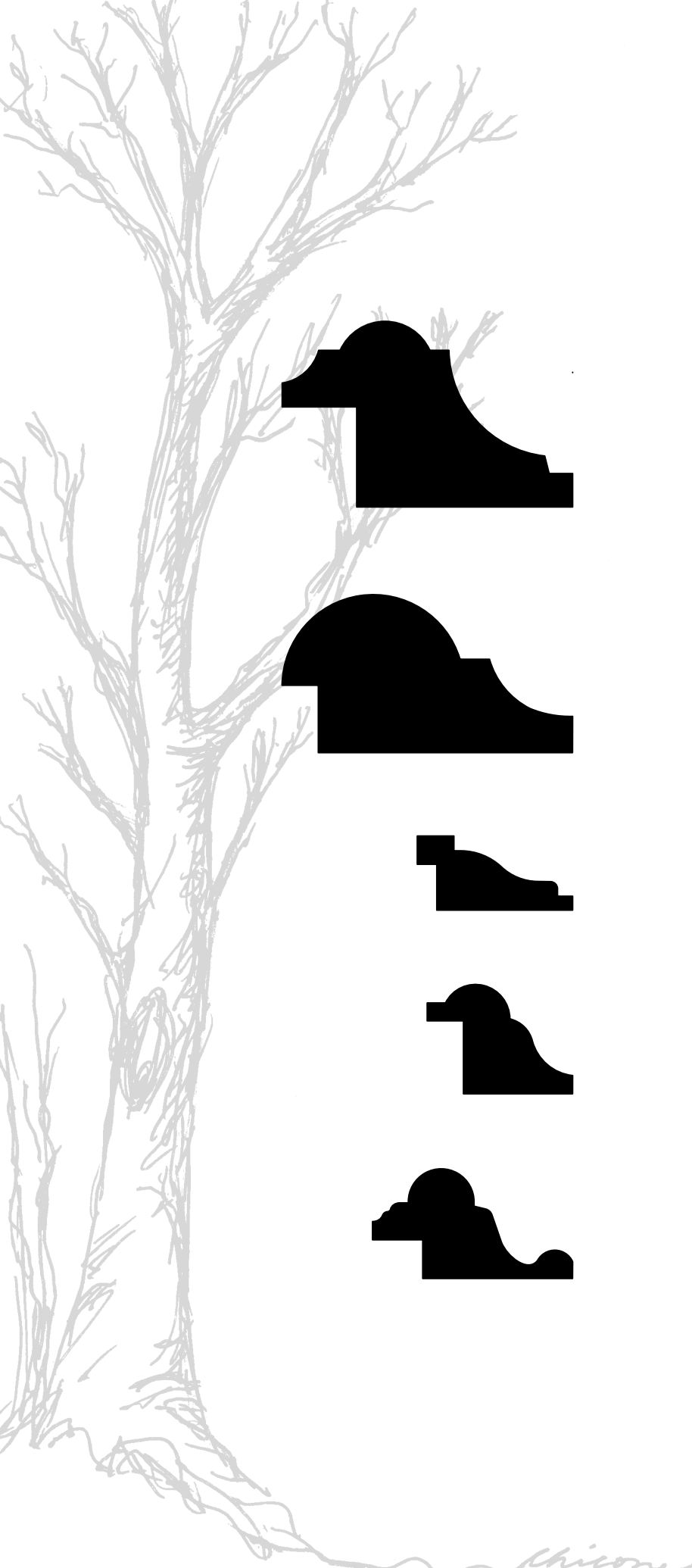
WC 157 - .5 x 1.063



WC 158 - .75 x 1



WC 159 - .75 x 1.375



Chicone

Wainscoting Panelling



WC 1 - .563 x 3.25



WC 2 - .563 x 3.25



WC 3 - .563 x 3.25




WC 4 - .563 x 3.25



WC 5 - .625 x 3.25




WC 6 - .625 x 3.25



WC 7 - .625 x 3.25

Wainscoting Panelling



WC 8 - .688 x 3.25



WC 9 - .625 x 3.25




WC 10 - .625 x 3.25



WC 11 - .625 x 3.25



WC 12 - .625 x 3.25




WC 13 - .688 x 3.25




WC 14 - .625 x 3.25


Window




WS 1 - 1.375 x 1.75




WS 2 - 1.375 x 1.75




WS 3 - 1.75 x 2.125



WS 4 - 1.75 x 2.125



WS 5 - 1.375 x 1.75



WS 6 - 1.375 x 1.75

Window




WS 7 - 1.75 x 2.125



WS 8 - 1.75 x 2.125




WS 9 - .563 x 1.25



WS 10 - 1 x 1.625



WS 11 - 1.75 x 1





WS 12 - 1.125 x .625



chicone

Window



WS 13 - 1.725 x 1.5

Chicone

Window Frame



WF 1 - .75 x 5.313



WF 2 - 1.625 x 3.313



WF 3 - 1.625 x 3.875



WF 4 - 1.625 x 5.313

Window Frame

WF 5 - 1.75 x 8.5




WF 6 - .75 x 4.75



WF 7 - .75 x 4.5




WF 8 - .75 x 1.375



WF 9 - .375 x .875



WF 10 - .5 x .75




Window Frame



WF 11 - .75 x 3.75



WF 12 - 1.125 x 3.75



WF 13 - 1.125 x 3.75




WF 14 - 1.125 x 3.75




Chicone

Window Frame



WF 15 - 1.125 x 6.5



WF 16 - 2.313 x 6.75



WF 17 - 1.438 x 5.063

